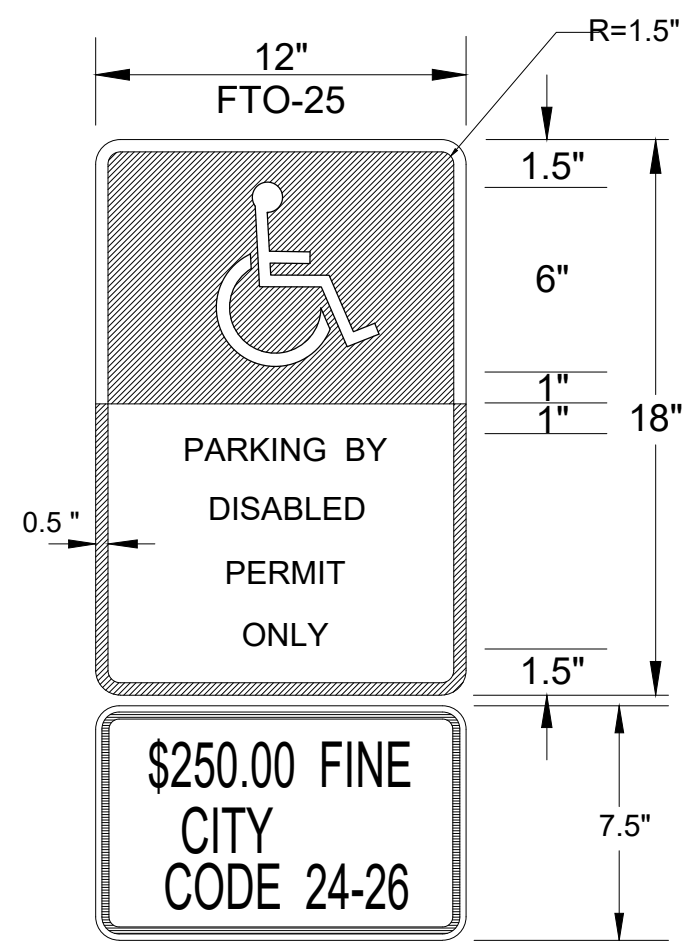


- NOTES:
1. REFER TO STANDARD DETAIL M1009 FOR CURB AND GUTTER SPECIFICATIONS.
 2. REFER TO STANDARD DETAILS M1001 THROUGH M1007 FOR ACCESSIBLE PARKING AND STRIPING SPECIFICATIONS.
 3. DIRECTIONAL ARROWS AND STOP BARS SHALL BE THERMOPLASTIC, AND SHALL BE PROVIDED AT ENDS OF ALL DRIVE AISLES AND AT DRIVEWAY CUTS TO RIGHT OF WAY.
 4. PARKING STALL STRIPING SHALL BE MINIMUM 4" WIDE, FDOT TRAFFIC-RATED WHITE PAINT.
 5. CURBING OR WHEEL STOPS ARE REQUIRED TO PROTECT LANDSCAPE AREAS FROM VEHICULAR ENCROACHMENT.
 6. REFER TO SEC. 3.41.4.2 DESIGN STANDARDS, FOR REDUCTION OF PERPENDICULAR SPACES TO 18". REFER TO SEC. 8.2.2.1 (d), INTERNAL LANDSCAPING REGULATIONS FOR DIVIDING STRIPS AND ISLANDS.

(REF. DET. M1001-2, REVISED 03-11-15)

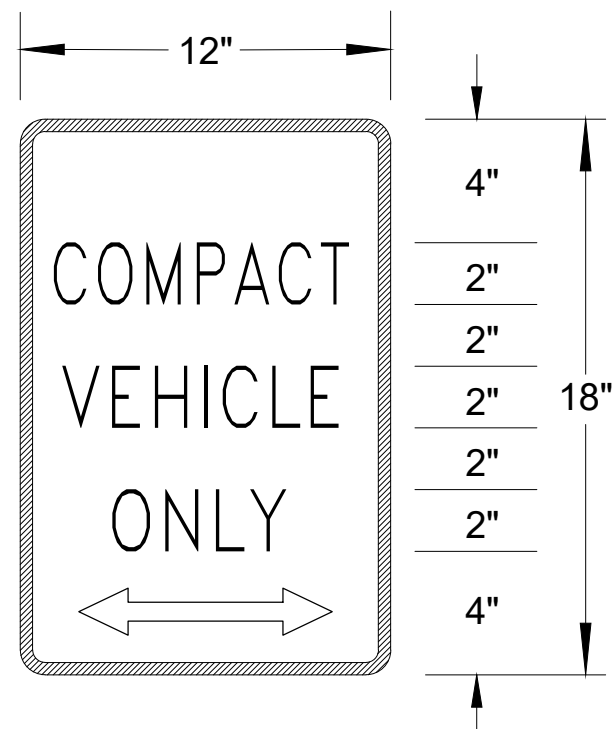
TYPICAL PARKING LOT LAYOUT

SCALE: N.T.S.



NOTES: (DISABLED SIGN ONLY)

1. ALL LETTERS SHALL BE BLACK AND 1" IN HEIGHT AND SPACED 1" APART. LETTERS ARE TO BE SERIES "B" OR "C", PER MUTCD.
2. TOP PORTION OF SIGN SHALL HAVE REFLECTORIZED (ENGINEERING GRADE) BLUE BACKGROUND WITH WHITE REFLECTORIZED LEGEND AND BORDER.
3. BOTTOM PORTION OF SIGN SHALL HAVE A REFLECTORIZED (ENGINEERING GRADE) WHITE BACKGROUND WITH BLACK BORDER.
4. ONE SIGN REQUIRED FOR EACH PARKING SPACE.
5. THE MINIMUM HEIGHT, MEASURED VERTICALLY FROM THE BOTTOM OF THE SIGN TO THE TOP OF THE CURB, OR IN THE ABSENCE OF CURB, MEASURED VERTICALLY FROM THE BOTTOM OF THE SIGN TO THE ELEVATION OF THE NEAR EDGE OF THE TRAVELED WAY SHALL BE 7 FEET.



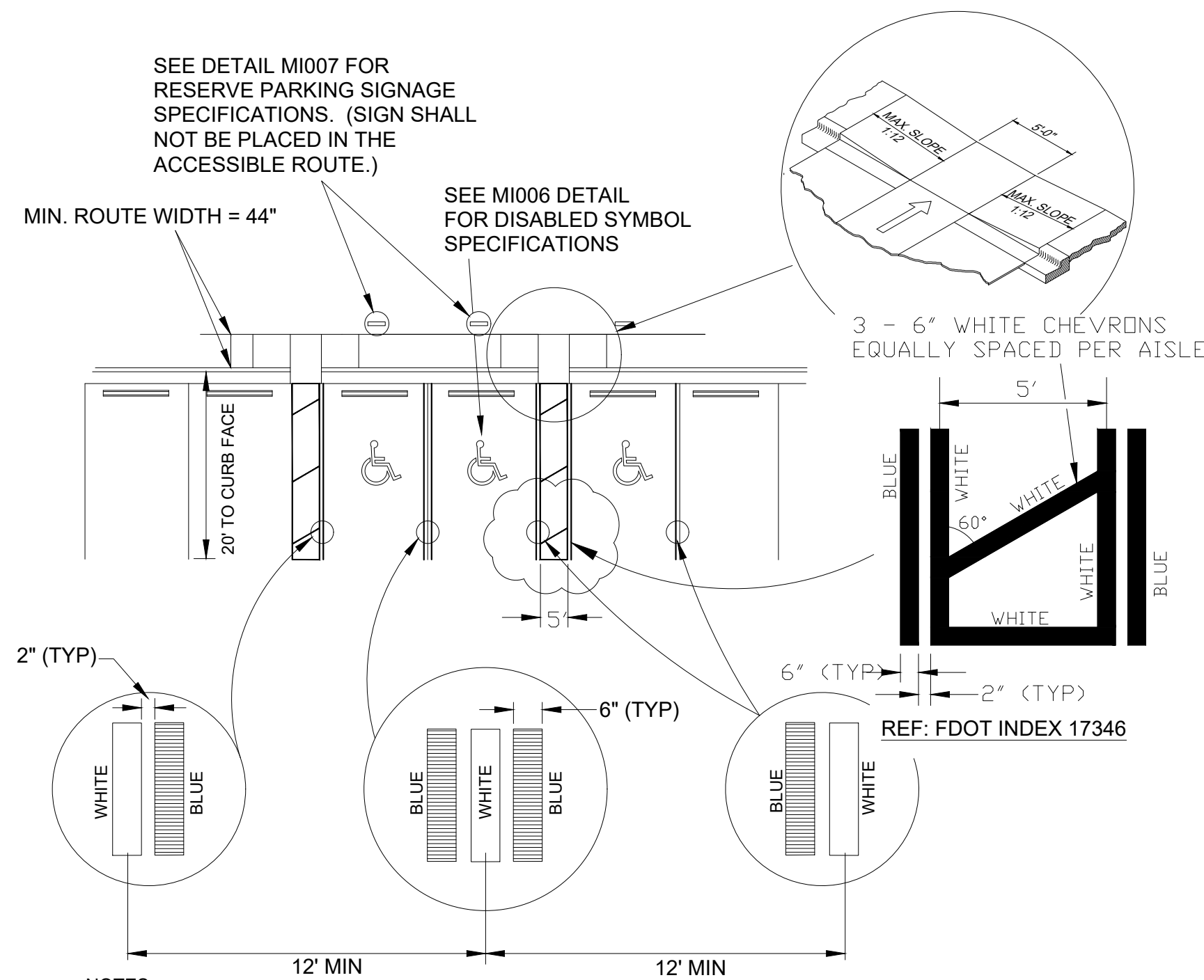
NOTES: (COMPACT PARKING SIGN ONLY)

1. SIGNS SHALL HAVE A REFLECTORIZED (ENGINEERING GRADE) WHITE BACKGROUND WITH GREEN REFLECTORIZED LETTERS AND BORDER.
2. ONE SIGN REQUIRED FOR EACH PARKING SPACE, OR AS REQUIRED ON SITE PLAN.
3. GREEN ARROW TO BE USED AS NEEDED FOR CLARIFICATION.
4. THE MINIMUM HEIGHT, MEASURED VERTICALLY FROM THE BOTTOM OF THE SIGN TO THE TOP OF THE CURB, OR IN THE ABSENCE OF CURB, MEASURED VERTICALLY FROM THE BOTTOM OF THE SIGN TO THE ELEVATION OF THE NEAR EDGE OF THE TRAVELED WAY SHALL BE 7 FEET.

(REF. DET. M1001-2A, REVISED 03-31-15)

RESERVED PARKING SIGNAGE

SCALE: N.T.S.



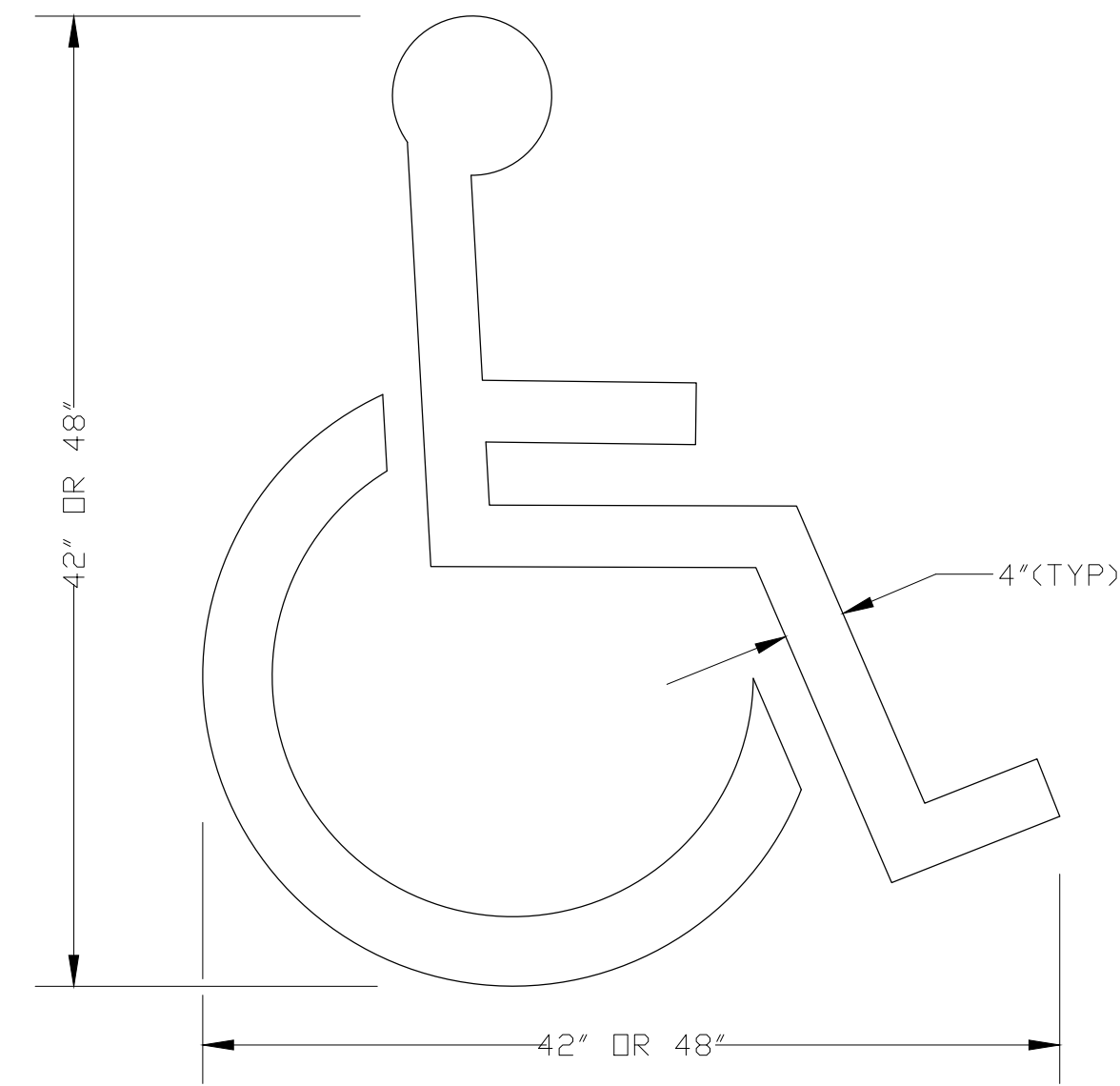
NOTES:

1. EACH SUCH PARKING SPACE SHALL BE CONSPICUOUSLY STRIPED IN BLUE PAINT, AND SHALL BE POSTED AND MAINTAINED WITH A PERMANENT, ABOVE-GRADE SIGN BEARING THE INTERNATIONAL SYMBOL OF ACCESSIBILITY, AND THE CAPTION "PARKING BY DISABLED PERMIT ONLY". SUCH SIGNS SHALL NOT BE OBSCURED BY A VEHICLE PARKED IN THE SPACE. ALL DISABLED PARKING SPACES MUST BE SIGNED AND MARKED IN ACCORDANCE WITH THE STANDARDS ADOPTED BY THE DEPARTMENT OF TRANSPORTATION.
2. PARKING SPACE WIDTH AND ACCESS AISLES SHALL BE MEASURED FROM CENTER OF WHITE STRIPE TO CENTER OF WHITE STRIPE.
3. THIS DETAIL IS PROVIDED TO SUPPORT LDC SECTION 3.41.3.2
4. WHERE CURBING EXISTS PARALLEL TO STALL, BLUE LINE SHALL BE REQUIRED ADJACENT TO CURB (WHITE LINE WILL NOT BE REQUIRED).
5. CURB RAMPS CONSTRUCTED ON EXISTING SITES OR FACILITIES MAY HAVE SLOPES AND RISES AS ALLOWED IN ADA 4.1.6 (3) (a) IF SPACE LIMITATIONS PROHIBIT THE USE OF A 1:12 SLOPE OR LESS.

(REF. DET. M1005-5, REVISED 03-31-15)

ACCESSIBLE PARKING MULTIPLE SPACE STRIPING

SCALE: N.T.S.



NOTE:

THIS SYMBOL TO BE WHITE D.O.T. TRAFFIC RATED PAINT

(REF. DET. M1006-1, REVISED 03-31-15)

ACCESSIBLE PARKING PAVEMENT SYMBOL REQUIREMENTS

SCALE: N.T.S.

PARKING LOT

DEVLEN ENGINEERING, Inc.
STRUCTURAL ENGINEERING C.O.A. 9459

4021 CHURCH ST.
SANFORD, FL 32771
PHONE: (407) 324-1000
FAX: (407) 324-9999
EMAIL: RON@DEVLENG.COM
WEB: WWW.DEVLENG.COM

**PARKING LOT
RESTRIPING DETAILS**

COMMERCIAL BUILDING
475 MAITLAND AVE.
ALTAMONTE SPRINGS, FL 32701

Not Valid Without Seal and Signature

06-12-2019
RONALD D. DEVLEN P.E.
FL. PROF. REG. NO. 43782

REVISIONS

DATE: 06/12/2019
SCALE: AS NOTED
DRAWN: ASD
APPROVED: RDD
JOB NO: 19-237
SHEET

S-2