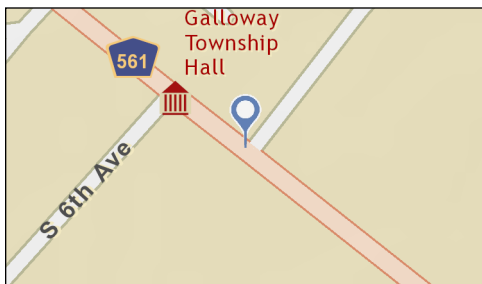
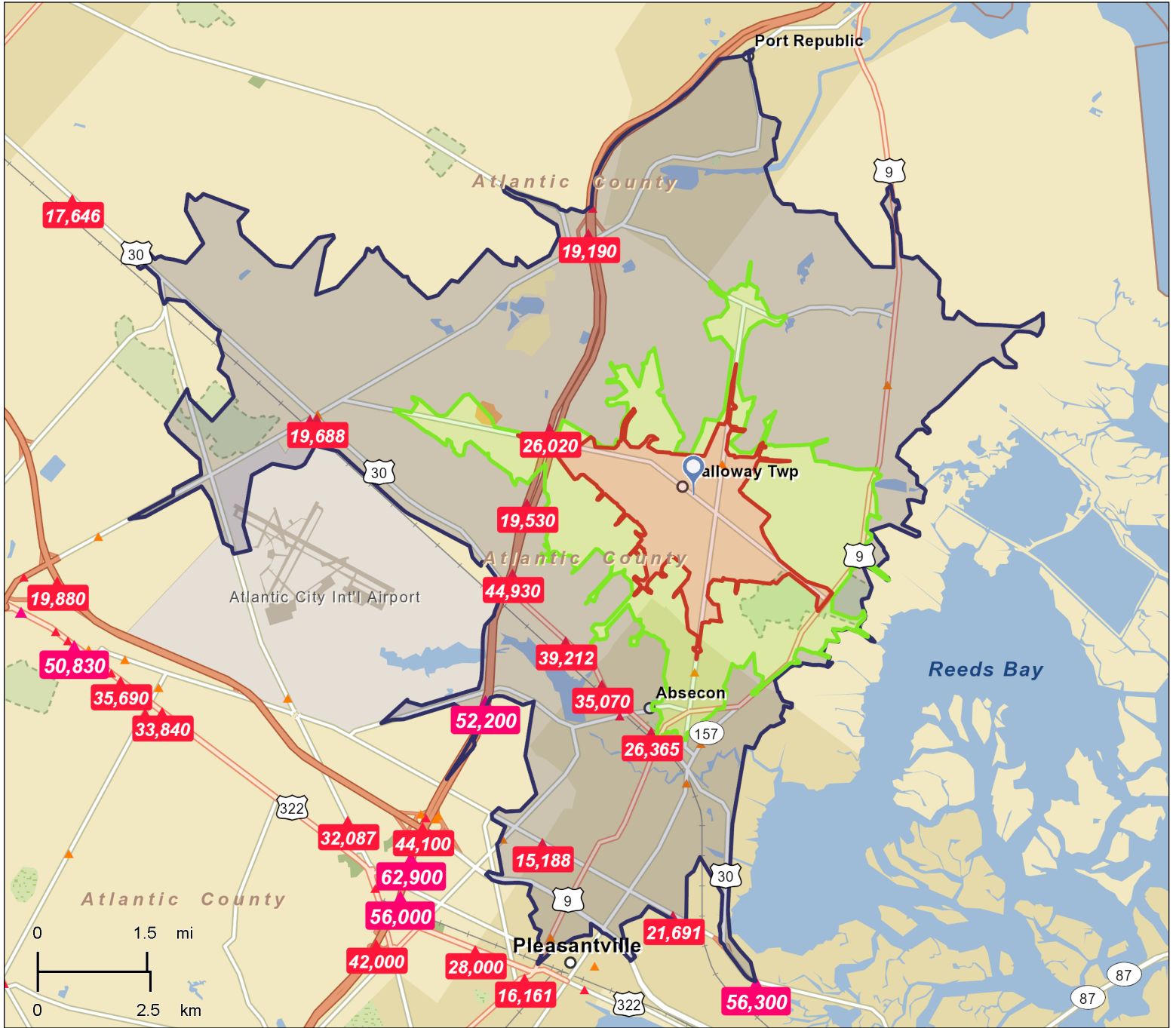
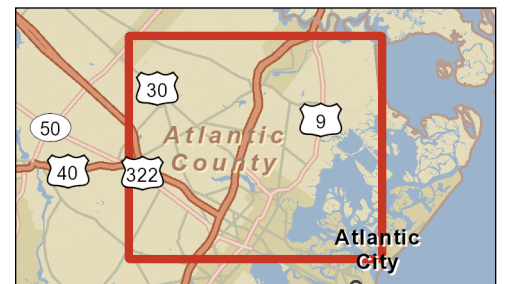


Risley Square
 319 E Jimmie Leeds Rd, Galloway, New Jersey, 08205
 Drive Time: 3, 5, 10 Minutes

Prepared by Joshua Levin, CCIM
 Latitude: 39.466091
 Longitude: -74.498519



- Average Daily Traffic Volume**
- ▲ Up to 6,000 vehicles per day
 - ▲ 6,001 - 15,000
 - ▲ 15,001 - 30,000
 - ▲ 30,001 - 50,000
 - ▲ 50,001 - 100,000
 - ▲ More than 100,000 per day



Source: ©2012 Market Planning Solutions, Inc.

December 29, 2014

Made with Esri Business Analyst