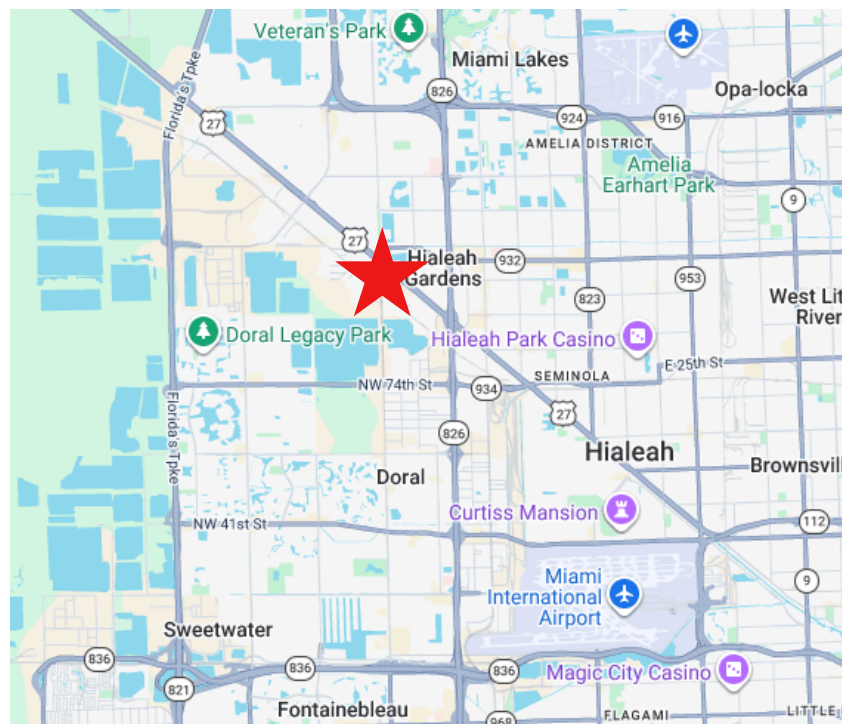




## Property Features

- Total Size: +/- 29,411 Sq. Ft.
- Office Size: +/- 2,000 Sq. Ft.
- Warehouse: +/- 27,411 Sq. Ft.
- Six (6) Dock High Loading Doors
- Two (2) Rail Loading Doors
- One (1) Loading Ramp
- 20' Clear Ceiling Height
- Twin T Roof Construction
- Outside the Wellfield Protected Area
- Electrical Service: 400 amp 3phase / 125 amps 1 phase / 150 amps 1
- Fully Fire Sprinkled Building: Yes
- Parking Spaces: Four (4)



For more information please contact:



**Alexander Bernaldo, SIOR**  
Mobile: (786) 277-4416  
Alex@AmericasCRE.com

**Sean Bernaldo**  
Mobile: (786) 473-8778  
Sean@AmericasCRE.com

**Michael Silva, SIOR**  
Mobile: (786) 399-6283  
Mike@AmericasCRE.com

**Andre J. Mendoza**  
Mobile: (305) 321-1416  
Andre@AmericasCRE.com

AMERICAS COMMERCIAL REAL ESTATE  
(305) 883-1921 | [www.AmericasCRE.com](http://www.AmericasCRE.com)



For more information please contact:

**Alexander Bernaldo, SIOR**  
Mobile: (786) 277-4416  
Alex@AmericasCRE.com

**Sean Bernaldo**  
Mobile: (786) 473-8778  
Sean@AmericasCRE.com

**Michael Silva, SIOR**  
Mobile: (786) 399-6283  
Mike@AmericasCRE.com

**Andre J. Mendoza**  
Mobile: (305) 321-1416  
Andre@AmericasCRE.com

AMERICAS COMMERCIAL REAL ESTATE  
(305) 883-1921 | [www.AmericasCRE.com](http://www.AmericasCRE.com)