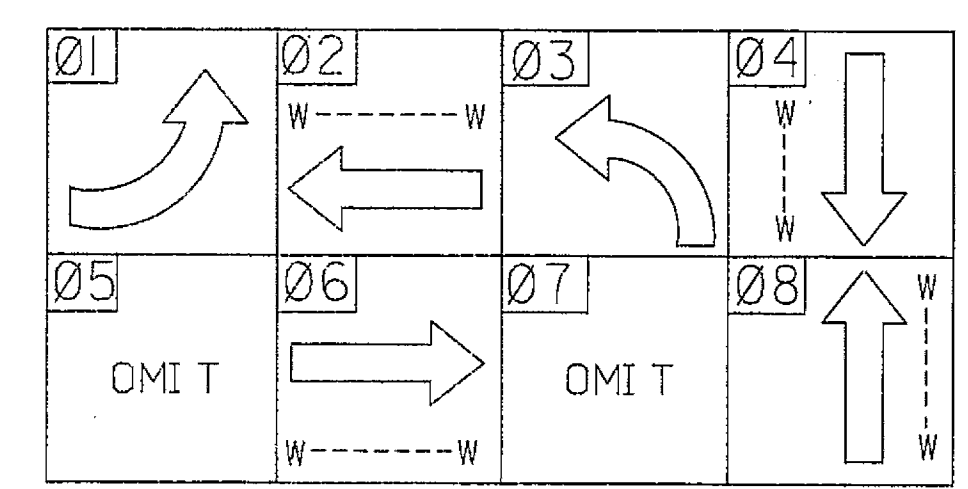


PHASING DIAGRAM



INSTALL: CONC. STRAIN POLE, TP IV  
 PULLBOX TP 2  
 TP 2, 1", 2 @ 10" (20 LIN FT)  
 TP 2, 2", 3 @ 10" (30 LIN FT)  
 STA. 2028+45, LT 35' OFF SR 20

INSTALL: PEDESTRIAN POLE 10 FT  
 COUNTDOWN PEDESTRIAN SIGNAL HEAD P4, P2,  
 PED SIGNS R10-3E(LEFT & RIGHT)  
 PEDESTRIAN PUSH BUTTON (2 EA)  
 CONDUIT, NM TP2 3 @2"  
 CONDUIT, NM, TP2, 3 @2"

INSTALL: CONC. STRAIN POLE, TP IV  
 PULLBOX TP 2  
 TP 2, 1", 2 @ 10" (20 LIN FT)  
 TP 2, 2", 3 @ 10" (30 LIN FT)  
 STA. 2029+43, LT 33' OFF SR 20

INSTALL: BASE MOUNTED 332 CABINET  
 2070 CONTROLLER  
 EXTERNAL BATTERY BACKUP  
 PULLBOX TP3  
 TP 2, 1", 3 @ 10" (20 LIN FT)  
 TP 2, 2", 3 @ 10" (30 LIN FT)

INSTALL 6X6 LOOP (330' FROM STOP BAR)

INSTALL 6X6 LOOP (330' FROM STOP BAR)

INSTALL CONDUIT, NM, TP3, 2' (TYP)

6' X 40' QUADRUPOLE LOOP (TYP)

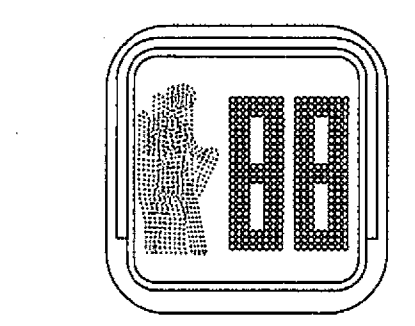
INSTALL: PEDESTRIAN POLE 10 FT  
 PEDESTRIAN SIGNAL HEAD P4, P6,  
 PEDESTRIAN PUSH BUTTON (2 EA)  
 PED SIGNS R10-3E(LEFT & RIGHT)  
 PULLBOX TP 2  
 CONDUIT, NM TP2 3 @2"  
 CONDUIT, NM, TP2, 3 @2"

INSTALL: CONC. STRAIN POLE, TP IV  
 PULLBOX TP 2  
 TP 2, 1", 2 @ 10" (20 LIN FT)  
 TP 2, 2", 3 @ 10" (30 LIN FT)  
 STA. 2028+12, RT 70' OFF SR 20

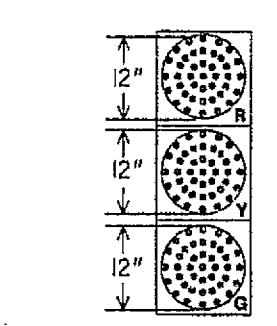
INSTALL: CONC. STRAIN POLE, TP IV  
 COUNTDOWN PEDESTRIAN SIGNAL HEAD P6,  
 PEDESTRIAN PUSH BUTTON  
 PED SIGNS R10-3E  
 PULLBOX TP 2  
 TP 2, 1", 2 @ 10" (20 LIN FT)  
 TP 2, 2", 3 @ 10" (30 LIN FT)  
 STA. 2029+15, RT 35' OFF SR 20

INSTALL: 5IN, DIRECTIONAL BORE, (35 LIN-FT)  
 CONDUIT, NONMETL, TP3, 2-IN.

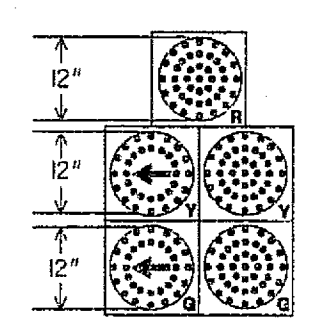
INSTALL: PEDESTRIAN POLE 10 FT  
 COUNTDOWN PEDESTRIAN SIGNAL HEAD P6,  
 PEDESTRIAN PUSH BUTTON  
 PED SIGNS R10-3E  
 CONDUIT, NM TP2 3 @2"  
 CONDUIT, NM, TP2, 3 @2"



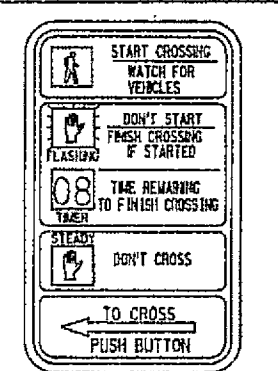
P2, P4, P6, P8



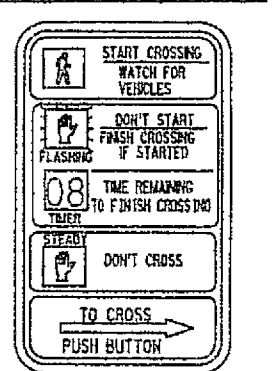
2, 4, 6, 8



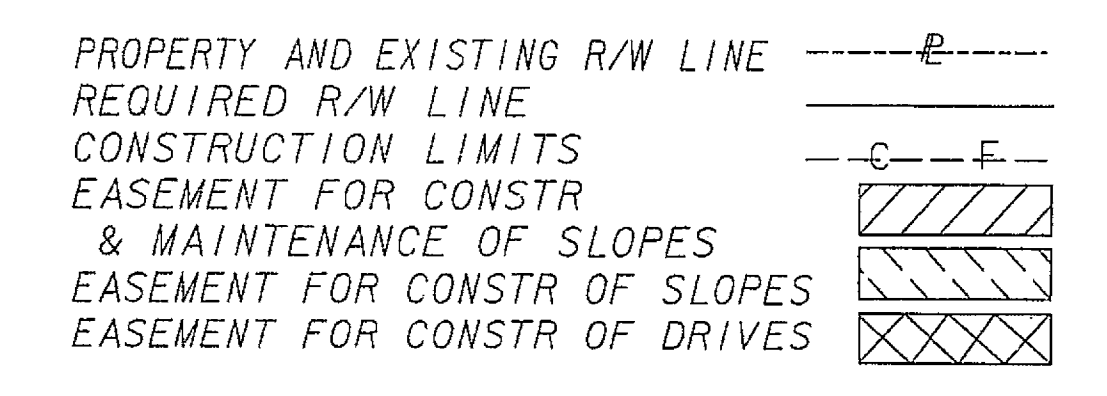
1/6, 3/8



R10-3E(L)  
9"x15"

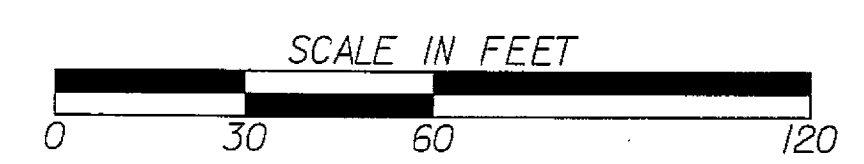


R10-3E(R)  
9"x15"



BEGIN LIMIT OF ACCESS.....BLA  
 END LIMIT OF ACCESS.....ELA  
 LIMIT OF ACCESS  
 REQ'D R/W & LIMIT OF ACCESS

GEORGIA  
 DEPARTMENT  
 OF  
 TRANSPORTATION



REVISION DATES

STATE OF GEORGIA  
 DEPARTMENT OF TRANSPORTATION  
 OFFICE: TRAFFIC OPERATIONS

SIGNAL PLANS  
 TRAFFIC SIGNAL INSTALLATION #1  
 PROJECT# 632970  
 SR20 @ UNION HILL RD. /  
 HARMONY RD/CR189

DRAWING No.  
 27-4