

UPLAND

REAL ESTATE GROUP, INC.



O'REILLY AUTO PARTS & DOLLAR TREE

25945 Gateway Drive | Zimmerman, MN | 55398

Deborah K. Vannelli, CCIM | 612-376-4475 | deb@upland.com

Keith A. Sturm, CCIM | 612-376-4488 | keith@upland.com

Amanda C. Leathers | 612-436-0045 | amanda@upland.com

50 South 6th Street | Suite 1418

Minneapolis, MN | 55402

www.nnnsales.com

Look Upland. Where Properties & People Unite!

NET LEASED DISCLAIMER

Upland Real Estate Group, Inc. hereby advises all prospective purchasers of Net Leased property as follows:

The information contained in this Marketing Package has been obtained from sources we believe to be reliable. However, Upland Real Estate Group, Inc. has not and will not verify any of this information, nor has Upland Real Estate Group, Inc. conducted any investigation regarding these matters. Upland Real Estate Group, Inc. makes no guarantee, warranty or representation whatsoever about the accuracy or completeness of any information provided.

As the Buyer of a net leased property, it is the Buyer's responsibility to independently confirm the accuracy and completeness of all material information before completing any purchase. This Marketing Package is not a substitute for your thorough due diligence investigation of this investment opportunity. Upland Real Estate Group, Inc. expressly denies any obligation to conduct a due diligence examination of this Property for Buyer.

Any projections, opinions, assumptions or estimates used in this Marketing Package are for example only and do not represent the current or future performance of this property. The value of a net leased property to you depends on factors that should be evaluated by you and your tax, financial, legal and other advisors.

Buyer and Buyer's tax, financial, legal, and construction advisors should conduct a careful, independent investigation of any net leased property to determine to your satisfaction with the suitability of the property for your needs.

Like all real estate investments, this investment carries significant risks. Buyer and Buyer's legal, financial and other advisors must request and carefully review all legal, financial and other documents related to the property and tenant. While past performance at this or other locations is an important consideration, it is not a guarantee of future success. Similarly, the lease rate for some properties, including newly-constructed facilities or newly-acquired locations, may be set based on a tenant's projected sales with little or no record of actual performance, or comparable rents for the area. Returns are not guaranteed; the tenant and any guarantors may fail to pay the lease rent or property taxes, or may fail to comply with other material terms of the lease; cash flow may be interrupted in part or in whole due to market, economic, environmental or other conditions. Regardless of tenant history and lease guarantees, Buyer is responsible for conducting his/her own investigation of all matters affecting the intrinsic value of the property and the value of any long-term lease, including the likelihood of locating a replacement tenant if the current tenant should default or abandon the property, and the lease terms that Buyer may be able to negotiate with a potential replacement tenant considering the location of the property, and Buyer's legal ability to make alternate use of the property.

All information, including price change and withdrawal from the market, is subject to change without notice.

By accepting this Marketing Package you agree to release to Upland Real Estate Group, Inc. and hold it harmless from any kind of claim, cost, expense, or liability arising out of your investigation and/or purchase of this net leased property. Property to be sold 'where is, as is.'

CONFIDENTIALITY AND DISCLAIMER: The information contained in the following Marketing Package is proprietary and strictly confidential. It is intended to be reviewed only by the party receiving it from Upland Real Estate Group, Inc. and should not be made available to any other person or entity without the written consent of Upland Real Estate Group, Inc. This Marketing Package has been prepared to provide summary, unverified information to prospective purchasers, and to establish only a preliminary level of interest in the subject property. The information contained herein is not a substitute for a thorough due diligence investigation. Upland Real Estate Group, Inc. has not made any investigation, and makes no warranty or representation, with respect to the income or expenses for the subject property, the future projected financial performance of the property, the size and square footage of the property and improvements, the presence or absence of contaminating substances, PCB's or asbestos, the compliance with State and Federal regulations, the physical condition of the improvements thereon, the financial condition or business prospects of any tenant, or any tenant's plans or intentions to continue its occupancy of the subject property or any other matter related to the subject property. The information contained in this Marketing Package has been obtained from sources we believe to be reliable; however, Upland Real Estate Group, Inc. has not verified, and will not verify, any of the information contained herein, nor has Upland Real Estate Group, Inc. conducted any investigation regarding these matters and makes no warranty or representation whatsoever regarding the accuracy or completeness of the information provided. All potential buyers must take appropriate measures to verify all of the information set forth herein.



- Corporate O'Reilly Auto Parts & Dollar Tree with approximately 6+ years remaining on the lease term.
- O'Reilly has a S&P Investment Grade rating of BBB with 6,600+ stores in 48 states and revenues of \$15.8 Billion.
- Dollar Tree has a S&P Investment Grade rating of BBB with 16,400+ stores in 48 states and revenues of \$19.3 Billion.
- Low rent psf with Dollar Tree at \$10.00 psf and O'Reilly pay rent \$15.95 psf.
- Average household income of \$123,529 within a 5-mile radius, and population of 19,477.
- Visibility from Highway 169 where traffic counts average 28,565 vehicles daily.
- Nearby retailers include Speedway, Dairy Queen, Caribou Coffee, Holiday, Subway, Hardee's, and more.
- Highway 169 & County Road 4 Improvement Plan to be completed 2025 & 2026, see pages 11, 12, & 13.

THIS INFORMATION HAS BEEN SECURED FROM SOURCES WE BELIEVE TO BE RELIABLE, BUT WE MAKE NO REPRESENTATIONS OR WARRANTIES, EXPRESSED OR IMPLIED, AS TO THE ACCURACY OF THE INFORMATION. REFERENCES TO SQUARE FOOTAGE OR AGE ARE APPROXIMATE. UPLAND HAS NOT REVIEWED OR VERIFIED THIS INFORMATION. BUYER MUST VERIFY THE INFORMATION AND BEARS ALL RISK FOR ANY INACCURACIES.

INVESTMENT SUMMARY

PRICE	\$3,297,984
CAP	6.35%
NOI	\$209,422
NUMBER OF TENANTS	2
PERCENT OCCUPIED	100%

OCCUPANTS

O'Reilly Auto Parts
Dollar Tree

PROPERTY INFORMATION

BUILDING NAME	O'Reilly Auto Parts/ Dollar Tree
ADDRESS	25945 Gateway Drive Zimmerman, MN 55398
BUILDING SIZE	15,506 SQ. FT.
LOT SIZE	4.47 Acres
COUNTY	Sherburne
YEAR RENOVATED	2022
YEAR BUILT	2000







LEASE NOTES:

DEMOGRAPHIC INFORMATION




	1-MILE RADIUS	3-MILE RADIUS	5-MILE RADIUS
2025 POPULATION	3,511	12,825	19,477
2030 POPULATION	3,782	13,715	20,725
2025 MEDIAN HOUSEHOLD INCOME	\$87,885	\$105,873	\$109,096
2025 AVERAGE HOUSEHOLD INCOME	\$108,104	\$120,563	\$123,529

All demographic information is obtained from Site To Do Business, which compiles US Census Bureau data and Esri projections for 2025 and 2030.

THIS INFORMATION HAS BEEN SECURED FROM SOURCES WE BELIEVE TO BE RELIABLE, BUT WE MAKE NO REPRESENTATIONS OR WARRANTIES, EXPRESSED OR IMPLIED, AS TO THE ACCURACY OF THE INFORMATION. REFERENCES TO SQUARE FOOTAGE OR AGE ARE APPROXIMATE. UPLAND HAS NOT REVIEWED OR VERIFIED THIS INFORMATION. BUYER MUST VERIFY THE INFORMATION AND BEARS ALL RISK FOR ANY INACCURACIES.



THIS INFORMATION HAS BEEN SECURED FROM SOURCES WE BELIEVE TO BE RELIABLE, BUT WE MAKE NO REPRESENTATIONS OR WARRANTIES, EXPRESSED OR IMPLIED, AS TO THE ACCURACY OF THE INFORMATION. REFERENCES TO SQUARE FOOTAGE OR AGE ARE APPROXIMATE. UPLAND HAS NOT REVIEWED OR VERIFIED THIS INFORMATION. BUYER MUST VERIFY THE INFORMATION AND BEARS ALL RISK FOR ANY INACCURACIES.



THIS INFORMATION HAS BEEN SECURED FROM SOURCES WE BELIEVE TO BE RELIABLE, BUT WE MAKE NO REPRESENTATIONS OR WARRANTIES, EXPRESSED OR IMPLIED, AS TO THE ACCURACY OF THE INFORMATION. REFERENCES TO SQUARE FOOTAGE OR AGE ARE APPROXIMATE. UPLAND HAS NOT REVIEWED OR VERIFIED THIS INFORMATION. BUYER MUST VERIFY THE INFORMATION AND BEARS ALL RISK FOR ANY INACCURACIES.



THIS INFORMATION HAS BEEN SECURED FROM SOURCES WE BELIEVE TO BE RELIABLE, BUT WE MAKE NO REPRESENTATIONS OR WARRANTIES, EXPRESSED OR IMPLIED, AS TO THE ACCURACY OF THE INFORMATION. REFERENCES TO SQUARE FOOTAGE OR AGE ARE APPROXIMATE. UPLAND HAS NOT REVIEWED OR VERIFIED THIS INFORMATION. BUYER MUST VERIFY THE INFORMATION AND BEARS ALL RISK FOR ANY INACCURACIES.



THIS INFORMATION HAS BEEN SECURED FROM SOURCES WE BELIEVE TO BE RELIABLE, BUT WE MAKE NO REPRESENTATIONS OR WARRANTIES, EXPRESSED OR IMPLIED, AS TO THE ACCURACY OF THE INFORMATION. REFERENCES TO SQUARE FOOTAGE OR AGE ARE APPROXIMATE. UPLAND HAS NOT REVIEWED OR VERIFIED THIS INFORMATION. BUYER MUST VERIFY THE INFORMATION AND BEARS ALL RISK FOR ANY INACCURACIES.



THIS INFORMATION HAS BEEN SECURED FROM SOURCES WE BELIEVE TO BE RELIABLE, BUT WE MAKE NO REPRESENTATIONS OR WARRANTIES, EXPRESSED OR IMPLIED, AS TO THE ACCURACY OF THE INFORMATION. REFERENCES TO SQUARE FOOTAGE OR AGE ARE APPROXIMATE. UPLAND HAS NOT REVIEWED OR VERIFIED THIS INFORMATION. BUYER MUST VERIFY THE INFORMATION AND BEARS ALL RISK FOR ANY INACCURACIES.

YEAR END	December 31, 2025
PROPERTY	O'Reilly Auto Parts
TENANT	O'Reilly Auto Enterprises, LLC
REVENUES	\$15.8 Billion
NET WORTH	(\$763.3 Million)
S&P RATING	BBB
WEBSITE	www.oreillyauto.com



O'Reilly Auto Parts is one of the largest specialty retailers of automotive aftermarket parts, tools, supplies, equipment, and accessories in the United States. O'Reilly provides products to both professional service providers and do-it-yourself customers to ensure continued growth, service, and success in all markets.

O'Reilly currently operates 6,600+ stores in 48 U.S. States and Puerto Rico and 48 ORMA stores in Mexico.


O'Reilly intends to be a dominant supplier of auto parts by offering retail customers, professional installers, and jobbers the best combination of price and quality provided with the highest possible service level.

YEAR END	January 31, 2026
PROPERTY	Dollar Tree
TENANT	Dollar Tree, Inc
REVENUES	\$19.3 Billion
NET WORTH	\$3.7 Billion
S&P RATING	BBB
WEBSITE	www.dollartree.com



Ranked 139 on the Fortune 500 list, Dollar Tree, Inc. is two iconic brands—Dollar Tree and Family Dollar. With stores in thousands of communities across the United States and Canada, Dollar Tree is known for providing unparalleled values and a “thrill of the hunt” shopping experience. Dollar Tree offers an assortment of products such as seasonal celebrations, party supplies, snacks, crafts, cleaning supplies, and much more.

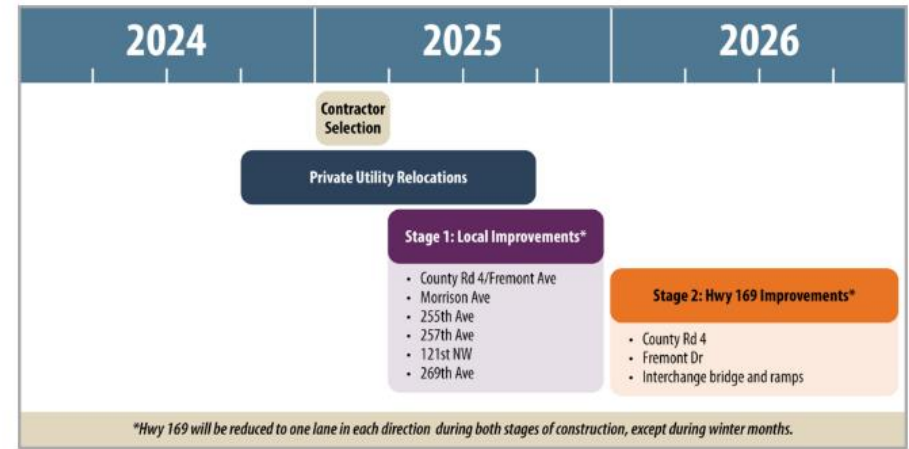
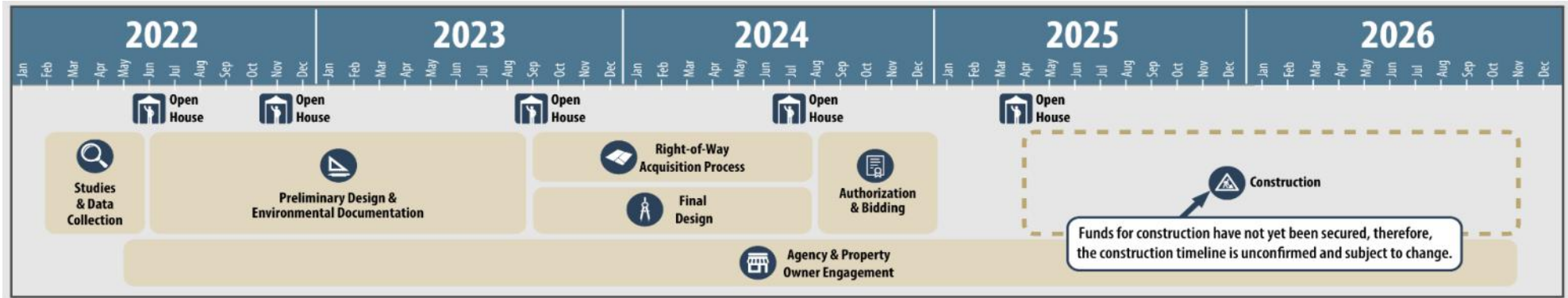
Dollar Tree, Inc., currently operates 16,400+ stores in 48 U.S. States and 5 Canadian Provinces.



THIS INFORMATION HAS BEEN SECURED FROM SOURCES WE BELIEVE TO BE RELIABLE, BUT WE MAKE NO REPRESENTATIONS OR WARRANTIES, EXPRESSED OR IMPLIED, AS TO THE ACCURACY OF THE INFORMATION. REFERENCES TO SQUARE FOOTAGE OR AGE ARE APPROXIMATE. UPLAND HAS NOT REVIEWED OR VERIFIED THIS INFORMATION. BUYER MUST VERIFY THE INFORMATION AND BEARS ALL RISK FOR ANY INACCURACIES.

Sherburne County, in partnership with the City of Zimmerman and MnDOT, is currently working on advancing improvement plans for Highway 169 at County Road 4. Once the 169 Redefine project is complete, the intersection at County Road 4 (Fremont Avenue) will be the only remaining traffic signal on Highway 169 between Onamia and Interstate 94 in Rogers. The purpose of this project is to remove this signal and replace it with an intersection design that improves safety and mobility through the area for all users.

CONSTRUCTION SCHEDULE



THIS INFORMATION HAS BEEN SECURED FROM SOURCES WE BELIEVE TO BE RELIABLE, BUT WE MAKE NO REPRESENTATIONS OR WARRANTIES, EXPRESSED OR IMPLIED, AS TO THE ACCURACY OF THE INFORMATION. REFERENCES TO SQUARE FOOTAGE OR AGE ARE APPROXIMATE. UPLAND HAS NOT REVIEWED OR VERIFIED THIS INFORMATION. BUYER MUST VERIFY THE INFORMATION AND BEARS ALL RISK FOR ANY INACCURACIES.

CURRENT TRAFFIC IMPACTS:

HIGHWAY 169 REDUCED TO ONE LANE

Highway 169 between 255th Avenue and 269th Avenue has been reduced to one lane and traffic has been shifted to the southbound lanes through August. **With this traffic shift, the County Road 4 turn lanes off of Highway 169 will also close through August.**

ACCESS EAST OF HIGHWAY 169

Eastside access to/from Highway 169 will be maintained via Fremont Drive and a temporary traffic signal at the Highway 169 / Pine Street intersection. The Oak Street access to Highway 169 is permanently closed.

ACCESS WEST OF HIGHWAY 169

Westside access to/from Highway 169 will be maintained via Main Street with a temporary traffic signal at the Highway 169 / Main Street intersection. Access to 5th Avenue North (near the Caribou Coffee), Gateway Drive and the newly constructed 255th intersection will remain open as well.

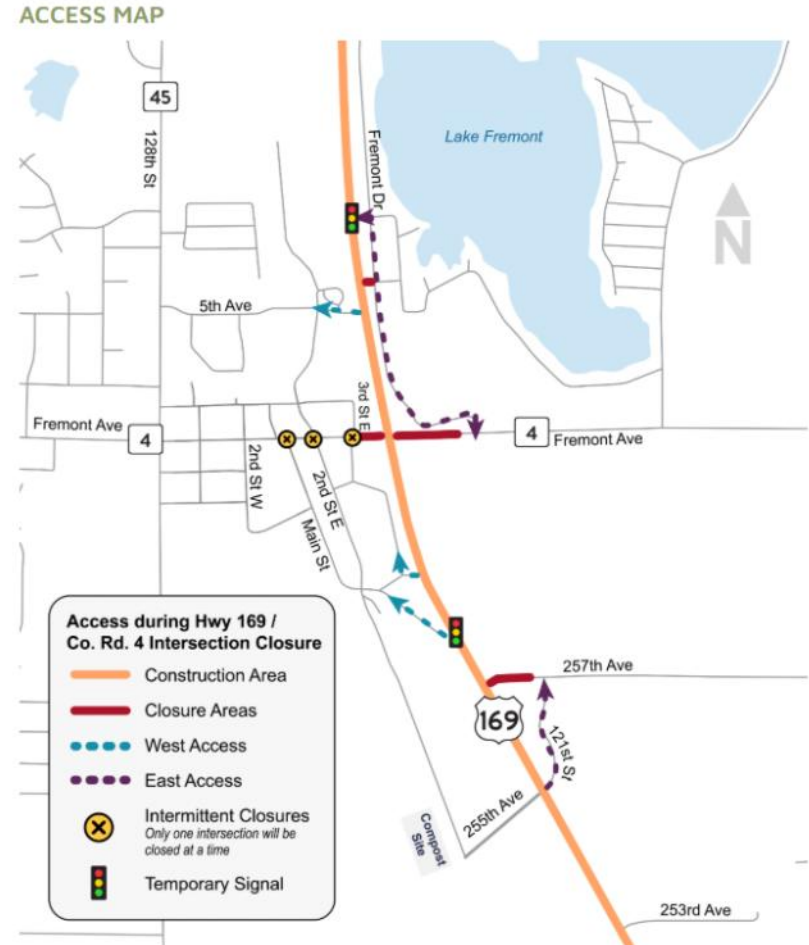
COUNTY ROAD 4 INTERSECTION CLOSURES

The intersections of County Road 4 and Main Street, 2nd Street, and 3rd Street will be intermittently closed throughout the summer. Closures will not overlap. We will share information about these closures once they get closer.

The County Road 4 / 3rd Street intersection is currently closed for 3 to 4 weeks for underground utility work.

Drivers can utilize nearby roads to access businesses in the area. Access signs will be installed to help drivers navigate the area.

ACCESS MAP:



[CLICK FOR MORE INFORMATION](#)

THIS INFORMATION HAS BEEN SECURED FROM SOURCES WE BELIEVE TO BE RELIABLE, BUT WE MAKE NO REPRESENTATIONS OR WARRANTIES, EXPRESSED OR IMPLIED, AS TO THE ACCURACY OF THE INFORMATION. REFERENCES TO SQUARE FOOTAGE OR AGE ARE APPROXIMATE. UPLAND HAS NOT REVIEWED OR VERIFIED THIS INFORMATION. BUYER MUST VERIFY THE INFORMATION AND BEARS ALL RISK FOR ANY INACCURACIES.

CURRENT TRAFFIC IMPACTS:

MORRISON AVENUE (2ND STREET SOUTH OF MAIN ST) CLOSED THROUGH SPRING

Access to compost site continue to be maintained via 255th Avenue.

[Review the access map](#)

253RD AVENUE ACCESS

The frontage road access onto Highway 169 north of 253rd Avenue is permanently closed. Traffic will exit and enter via 253rd Avenue.

[Review the access map](#)

255TH AVENUE ACCESS

Northbound Highway 169 traffic will use a J-turn to turn left onto 255th Avenue.

[Review the access map](#)

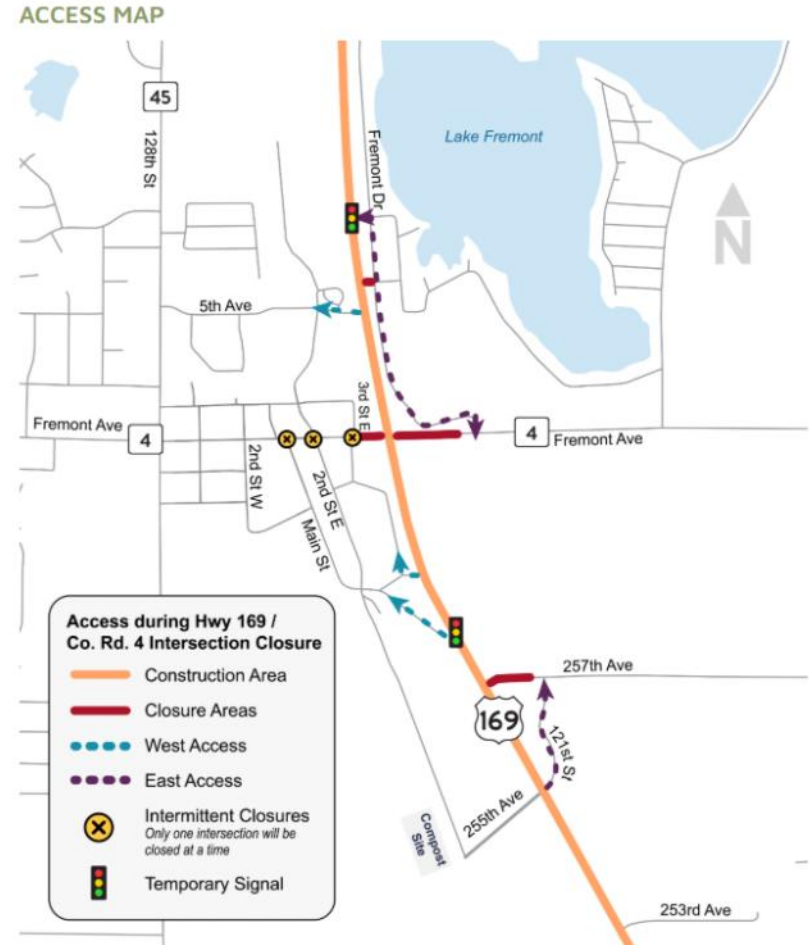
257TH AVENUE ACCESS

257th Avenue will now access Highway 169 via 121st Street, directly across from 255th Avenue.

[Review the access map](#)

269TH AVENUE WILL REMAIN CLOSED THROUGH THE SPRING

ACCESS MAP:



CLICK FOR MORE INFORMATION

THIS INFORMATION HAS BEEN SECURED FROM SOURCES WE BELIEVE TO BE RELIABLE, BUT WE MAKE NO REPRESENTATIONS OR WARRANTIES, EXPRESSED OR IMPLIED, AS TO THE ACCURACY OF THE INFORMATION. REFERENCES TO SQUARE FOOTAGE OR AGE ARE APPROXIMATE. UPLAND HAS NOT REVIEWED OR VERIFIED THIS INFORMATION. BUYER MUST VERIFY THE INFORMATION AND BEARS ALL RISK FOR ANY INACCURACIES.



This O'Reilly Auto Parts and Dollar Tree is conveniently located off Highway 169 with great visibility and traffic counts of 28,565 vehicles per day. Nearby retailers include Speedway, Dairy Queen, Caribou Coffee, Holiday, Subway, Hardee's, and more. Zimmerman is located approximately 42 miles from Downtown Minneapolis. . Minnesota State Highway 169 serves as main gateway connecting Minnesota's central lakes region and the greater Twin Cities metropolitan area. Along this throughfare highway there are many casinos, Mille Lacs Lake, Minnesota's Largest Candy Store, and more.

The "Gateway to the Sherburne National Wildlife Refuge" passes along Zimmerman which is managed to promote the health and well-being of migratory birds and their habitat. Recreational opportunities include wildlife viewing, photography, snowshoeing, cross-country skiing, hiking, canoeing, fishing, and hunting. Lake Fremont is located in Zimmerman which is 493 acres, perfect for boating, fishing, swimming, and more. The Great Northern Trail is a newly expanded paved surface popular for biking, inline skating and walking. The paved length extends 8.5 miles from the south end in Elk River to Lion's Park in Zimmerman.

Zimmerman yearly hosts "Wild West Days" where many families attend. In the Fall of 1970, a small group of Zimmerman residents decided to create a fund-raising community group with the expressed purpose of providing community aid, ranging from projects like helping the local Volunteer fire Department to providing help for families in need. Their ultimate goal was to purchase a piece of land and erect a community building on it. The fair includes a car & bike show, shopping, fireworks, fair food, Kids Pedal Tractor Pull, bingo, carnival & rides, live music, tournaments and much more. Another popular attraction, The Oliver H. Kelley Farm explores the transformation which changed farming forever. It hosts many field trips where people can participate in planting, harvesting crops, caring for animals, and much more.



SHERBURNE NATIONAL WILDLIFE REFUGE

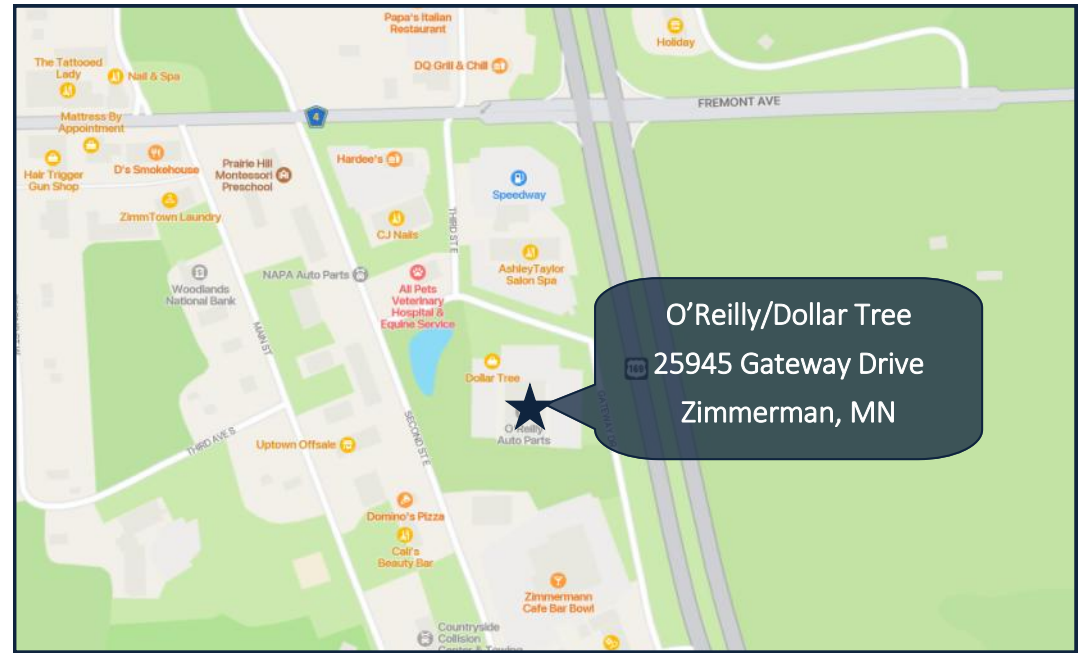
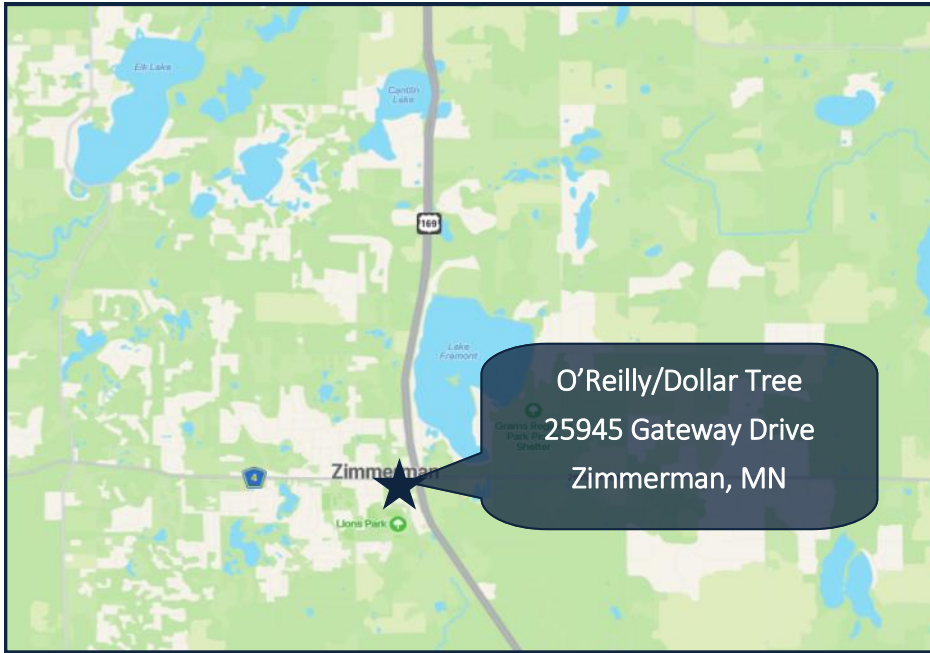


WILD WEST DAYS



OLIVER H. KELLEY FARM

THIS INFORMATION HAS BEEN SECURED FROM SOURCES WE BELIEVE TO BE RELIABLE, BUT WE MAKE NO REPRESENTATIONS OR WARRANTIES, EXPRESSED OR IMPLIED, AS TO THE ACCURACY OF THE INFORMATION. REFERENCES TO SQUARE FOOTAGE OR AGE ARE APPROXIMATE. UPLAND HAS NOT REVIEWED OR VERIFIED THIS INFORMATION. BUYER MUST VERIFY THE INFORMATION AND BEARS ALL RISK FOR ANY INACCURACIES.



THIS INFORMATION HAS BEEN SECURED FROM SOURCES WE BELIEVE TO BE RELIABLE, BUT WE MAKE NO REPRESENTATIONS OR WARRANTIES, EXPRESSED OR IMPLIED, AS TO THE ACCURACY OF THE INFORMATION. REFERENCES TO SQUARE FOOTAGE OR AGE ARE APPROXIMATE. UPLAND HAS NOT REVIEWED OR VERIFIED THIS INFORMATION. BUYER MUST VERIFY THE INFORMATION AND BEARS ALL RISK FOR ANY INACCURACIES.

MINNESOTA MARKET HIGHLIGHTS

- The Minneapolis / St. Paul International Airport Voted #1 Airport in the U.S. by Airports Council International (ACI). It serves 163 nonstop markets (136 domestic and 27 international) and is the headquarters for Sun Country Airlines and Delta Air Lines' second largest hub.
- Each year, 40 million people from around the world visit the Mall of America generating \$2 billion in economic activity for Minnesota.
- Home to the largest continuous system of enclosed, sky ways in the world, the Minneapolis Skyway System is composed of 9.5 miles of pathways connecting 80 city blocks.
- Minnesota is home to 30 colleges and 7 universities, with 54 campuses throughout the state and a total of 3,885 academic programs.
- The University of Minnesota, University of St. Thomas, Bethel University, St. Catherine University, The College of St. Scholastica, and Metropolitan State University made the "2023 Best National University Rankings" list. (U.S. News & World Report)
- Lake Superior, located on Minnesota's North Shore, is the world's largest freshwater lake and brings in approximately 900 ships each year from around the world to the Port of Duluth-Superior.
- Minnesota is home to 6 professional sports teams, the Twins (MLB), Vikings (NFL), Timberwolves (NBA), Lynx (WNBA), Wild (NHL), and United (MLS).



5.7 Million

MINNESOTA POPULATION

3.0 Million

MINNEAPOLIS / ST. PAUL
METRO AREA POPULATION

11,842

OF LAKES OVER 10 ACRES

69,200

MILES OF RIVERS & STREAMS

\$16.6 Billion

REVENUE GENERATED FROM TOURISM

THIS INFORMATION HAS BEEN SECURED FROM SOURCES WE BELIEVE TO BE RELIABLE, BUT WE MAKE NO REPRESENTATIONS OR WARRANTIES, EXPRESSED OR IMPLIED, AS TO THE ACCURACY OF THE INFORMATION. REFERENCES TO SQUARE FOOTAGE OR AGE ARE APPROXIMATE. UPLAND HAS NOT REVIEWED OR VERIFIED THIS INFORMATION. BUYER MUST VERIFY THE INFORMATION AND BEARS ALL RISK FOR ANY INACCURACIES.

RANKINGS

#1

Friendliest State

(2024 World Population Review)

#2

Best State for Economic Opportunity

(2023 U.S. News & World Report)

#3

Best State to Raise A Family

(2024 WalletHub)

#3

Fortune 500 Companies Per Capita

(MN.Gov)

#5

Overall Best State in America

(2023 U.S. News & World Report)

#10

Best State to Live In

(2023 WalletHub)

HOME TO THE FOLLOWING FORTUNE 500 COMPANY HEADQUARTERS



C.H. ROBINSON



Minneapolis



THIS INFORMATION HAS BEEN SECURED FROM SOURCES WE BELIEVE TO BE RELIABLE, BUT WE MAKE NO REPRESENTATIONS OR WARRANTIES, EXPRESSED OR IMPLIED, AS TO THE ACCURACY OF THE INFORMATION. REFERENCES TO SQUARE FOOTAGE OR AGE ARE APPROXIMATE. UPLAND HAS NOT REVIEWED OR VERIFIED THIS INFORMATION. BUYER MUST VERIFY THE INFORMATION AND BEARS ALL RISK FOR ANY INACCURACIES.

THE UPLAND ADVANTAGE

Upland Real Estate Group, Inc., which was founded in 1995, is a Minneapolis based commercial real estate investment sales and brokerage company, which focuses on passive real investments, 1031 solutions, real estate portfolio diversification, and wealth preservation. Upland offers "big business service" with the attentiveness you expect from a boutique shop.

Our ability to swiftly match buyers with sellers is one of the many reasons Upland Real Estate Group, Inc. is the nation's primary resource for the purchase or sale of net leased, credit investment properties. Many investors and 1031 tax deferred exchange buyers have benefited from the experience and expertise of our team of net leased investment sales specialists.

BENEFITS OF WORKING WITH UPLAND

- Nationally recognized CCIM accredited sales team
- Comprehensive and searchable online database
- Excellent reputations and credibility
- Online Letter of Intent forms
- Access to confidential off-market properties
- Extensive referral network
- Prompt follow-up and attention to detail

www.nnnsales.com



PROVEN SUCCESS RECORD

- Completed in excess of 900 net leased sales transactions totaling over \$2.8 billion
- Specialized in NNN investment market for more than 30 years

Upland's 1031 investment specialists have successfully completed net lease sales transactions with tenants including, but not limited to:

7-Eleven	Chick-Fil-A	KinderCare	Sherwin Williams
Advance Auto	Chipotle	Kohl's	Starbucks
Aldi	Circle K	Kum & Go	Sunoco
Allina Health	CVS Pharmacy	LA Fitness	Super America
Applebee's	Dollar General	Mattress Firm	Taco Bell
Arby's	Dollar Tree	McDonald's	Tires Plus
Aspen Dental	Duluth Trading Co.	Michaels	Top Golf
Bank of America	Fairview Health	National Tire & Battery	Tractor Supply
BJ's Wholesale Club	Family Dollar	Northern Tool & Equipment	Trader Joe's
Buffalo Wild Wings	Fresenius	Office Depot	United Healthcare
Burger King	Gander Mountain	O'Reilly Auto Parts	US Bank
Caliber Collision	Goodwill	Perkins	Valvoline
Camping World	Grease Monkey	Petco	Walgreens
Caribou Coffee	Jack in the Box	Pizza Hut	Wawa
Chase Bank	Jiffy Lube	Royal Farms	Wells Fargo Bank



L to R: Brier Swing; Deb Vannelli, CCIM; Taylor McManemy; Keith Sturm, CCIM; Shaylin Schares; Amanda Leathers