

# 451/COMMERCE P A R K

550-650 MARSHALL LAKE ROAD, APOPKA, FL

*24,513 SF AVAILABLE FOR LEASE*



**Summit**  
Real Estate Group

**FOUNDRY**  
COMMERCIAL

# LOCATION



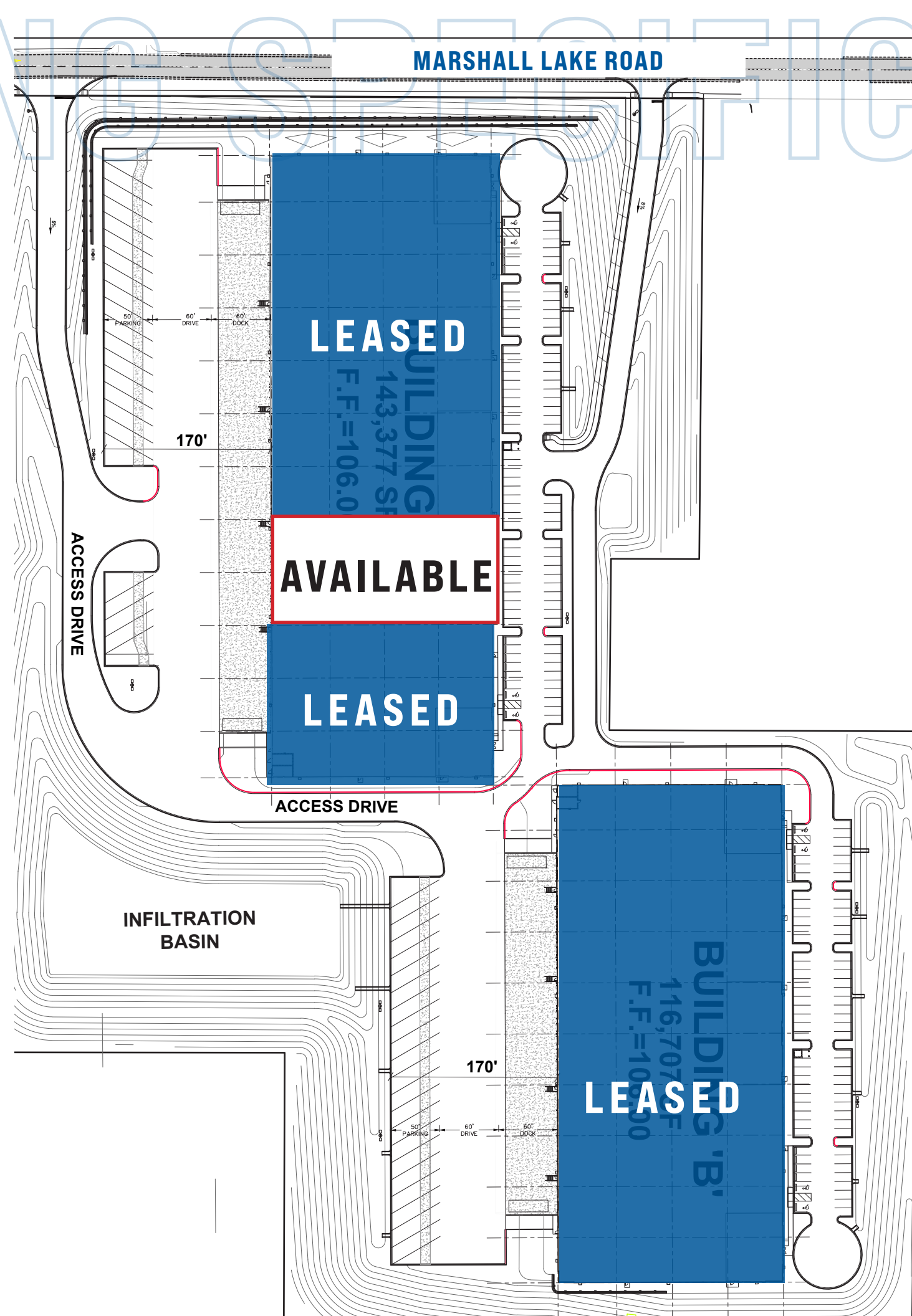
## DRIVE TIMES

429	4 MIN   2.9 MI
FL-TPK	14 MIN   11.2 MI
I-4 WEST	15 MIN   11.5 MI
I-4 EAST	19 MIN   7.8 MI
451	1 MIN   0.2 MI

# BUILDING SPECIFICATIONS

## BUILDING A

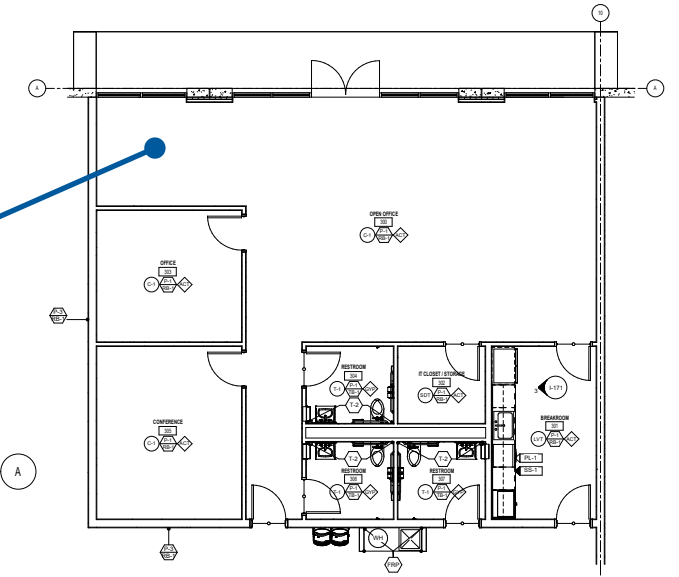
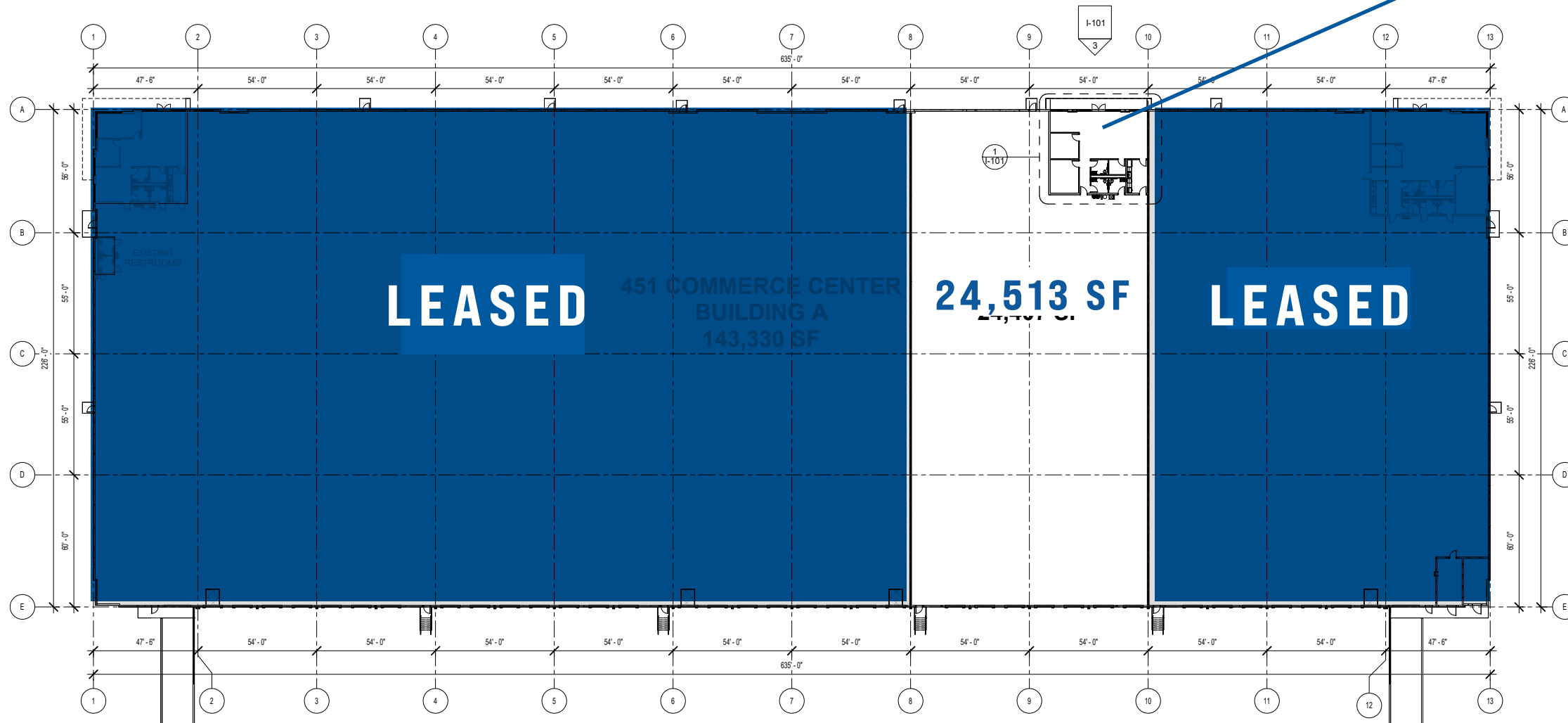
TOTAL SF:	24,513 SF
AVAILABLE:	AUGUST 2026
BUILDING TYPE:	REAR LOAD
CLEAR:	32'
PARKING:	16
OFFICE SF:	+/- 1,500 SF
CONSTRUCTION TYPE:	TILT-WALL CONCRETE
ROOF TYPE:	45 MIL TPO
DOCK HIGH DOORS:	7
BUILDING DEPTH:	226' BUILDING DEPTH
TRUCK COURT DEPTH:	170' TRUCK COURT
COLUMN SPACING:	55' X 54' W 60' SPEED BAY



APOPKA, FL  
**451 COMMERCE PARK**

# BUILDING A FLOOR PLAN

## SPEC OFFICE PLAN



FLOOR PLANS

# 451/COMMERCE PARK

FOR MORE INFORMATION, PLEASE CONTACT

**JUSTIN RUBY, SIOR, CCIM | 407.865.0311**

[Justin.Ruby@foundrycommercial.com](mailto:Justin.Ruby@foundrycommercial.com)

Licensed Real Estate Broker

**JOEY WOODMAN, SIOR | 407.748.5888**

[Joey.Woodman@foundrycommercial.com](mailto:Joey.Woodman@foundrycommercial.com)

Licensed Real Estate Broker

**TRAVIS HAMMOND | 407.401.1707**

[Travis.Hammond@foundrycommercial.com](mailto:Travis.Hammond@foundrycommercial.com)

Licensed Real Estate Broker