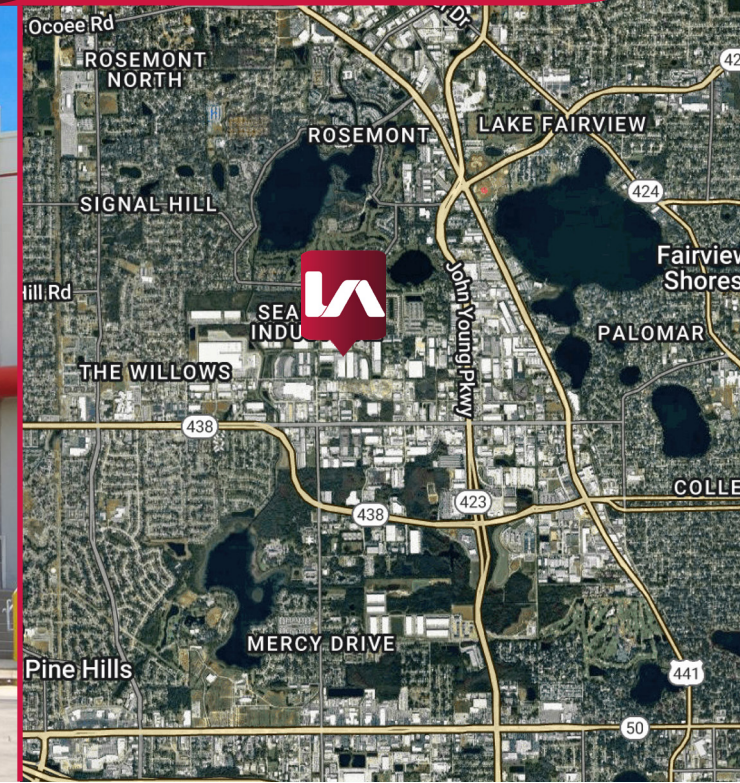


FOR LEASE
CENTER OF COMMERCE 907

3001-3005 MERCY DRIVE | SUITE 3001 | ORLANDO, FL 32808



LEASE RATE: \$7.50/SF NNN

| | | | |
|------------------------|--|------------------------|--------------------|
| TOTAL BUILDING: | 137,540 SF | CEILING HEIGHT: | 26' |
| AVAILABLE: | 85,610 SF | LOADING: | FRONT LOAD |
| OFFICE SF: | 9,707 SF | BUILDING DEPTH: | 200' |
| DOORS: | 18 Dock Doors & 2 Ramped 9' x 10' Grade Level Doors | PARKING: | 100 parking spaces |
| COLUMN SPACING: | 42'W x 40'D | STORAGE: | Outside Fenced |
| | | FIRE SPRINKLER: | ESFR |

Leasing Contacts:

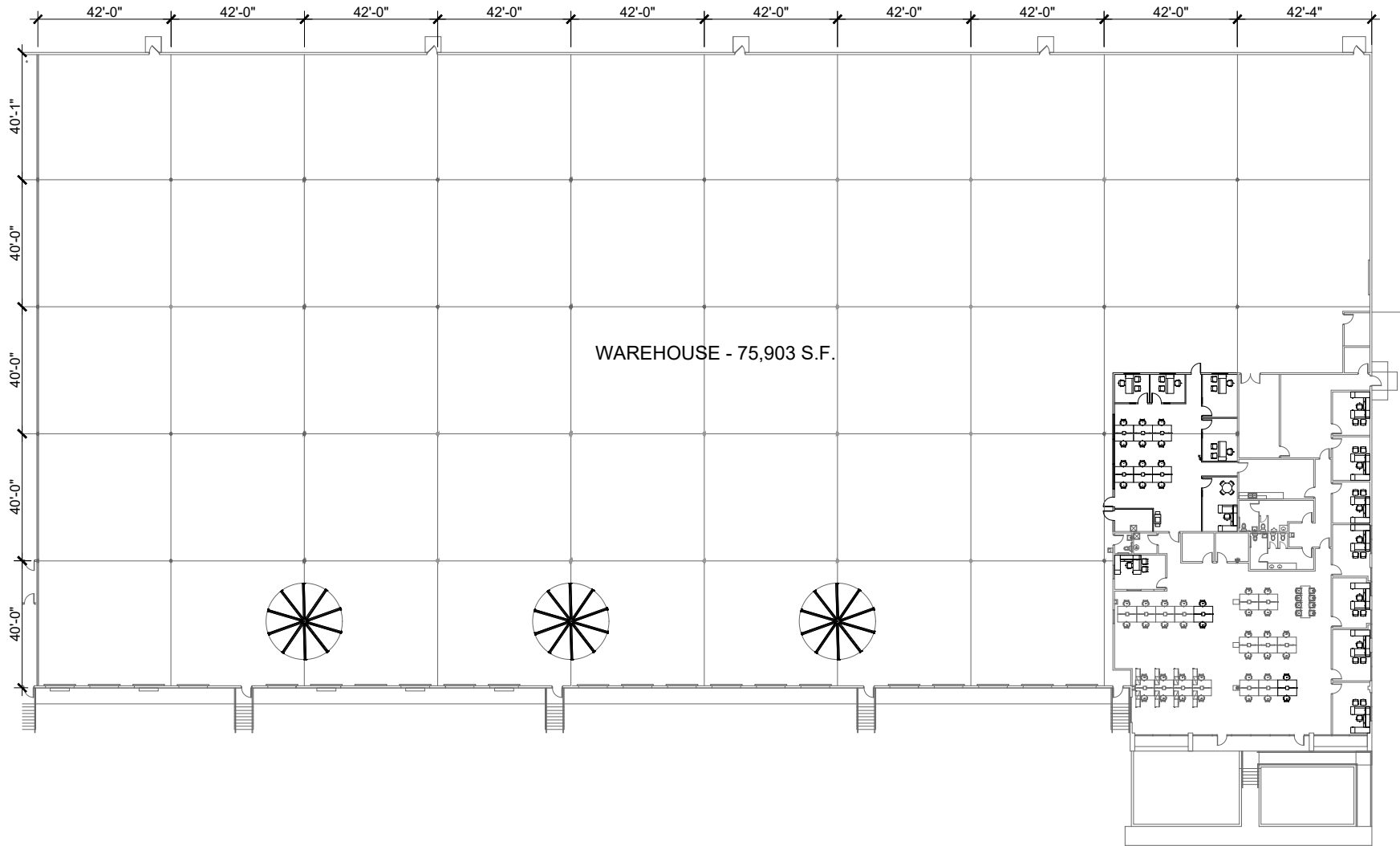
Bo Bradford, CCIM, SIOR
President | Principal
bbradford@lee-associates.com
D 321.281.8502

Tim Perry, CCIM, SIOR
Senior Vice President | Principal
tperry@lee-associates.com
D 321.281.8515

Ryan Griffith
Senior Vice President | Principal
rgriffith@lee-associates.com
D 321.281.8512

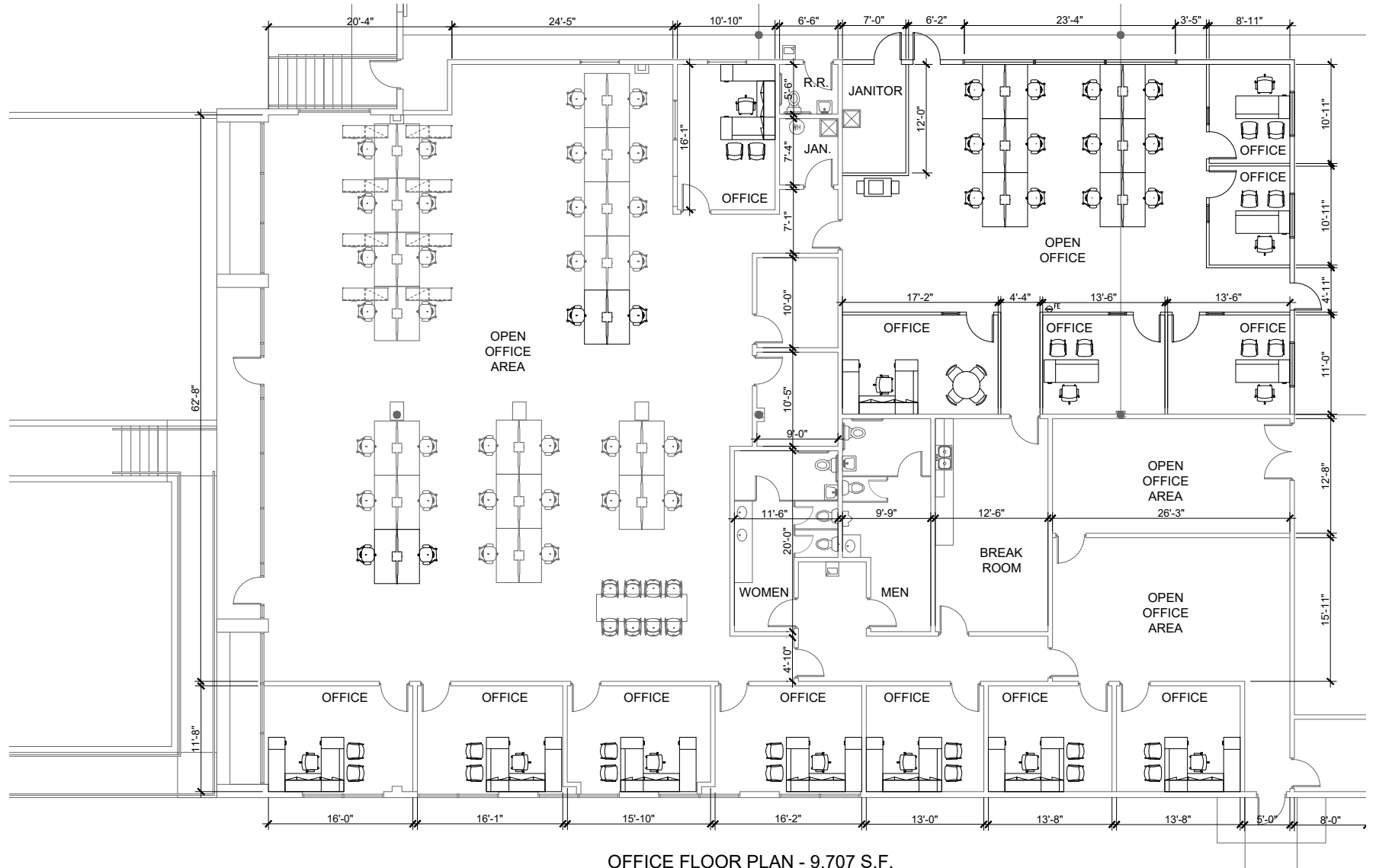
All information furnished regarding property for sale, rental or financing is from sources deemed reliable, but no warranty or representation is made to the accuracy thereof and same is submitted to errors, omissions, change of price, rental or other conditions prior to sale, lease or financing or withdrawal without notice. No liability of any kind is to be imposed on the broker herein.

OVERALL PLAN



OVERALL FLOOR PLAN - 85,610 S.F.

OFFICE PLAN



OFFICE FLOOR PLAN - 9,707 S.F.

CENTER OF COMMERCE 907

3001-3005 MERCY DRIVE | SUITE 3001 | ORLANDO, FL 32808

BUILDING LOCATION

