DOOR SCHEDULE:

MARK	SIZE		DOOR MATERIAL				DOOR FINISH				FRAME TYPE	FRAME MATERIAL		FRAME FINISH				HARDWARE									REMARKS	MARK
	3'-0" x 7'-0"		ALUMINUM	GLASS	WOOD (SOLID CORE)	INSUL. HOLLOW METAL	PRE-FINISHED	PAINT	STAIN & VARNISH	ANODIZED		HOLLOW METAL	ALUMINUM	RED-METAL PRE-FINISHED	PAINT	STAIN & VARNISH	ANODIZED	ENTRY LOCK, NON-DEAD-LATCHING EGRESS	PASSAGE LATCH SET	METAL THRESHOLD	PRIVACY LOCK SET	CLOSER	WALL STOP	OFFICE LOCK SET	PEEP HOLE		
	1		1	2	3	4	A	B	C	D	A	1	2	3	1	2	3	4	A	B	C	D	E	F	G	H		
001	1		1	2						D	A		2					4	A		C		E					001
002	1		1	2						D	A		2					4	A		C		E				EXIT/EGRESS ONLY	002
003	1					4		B			A	1				2			A		C		E			H		003
004	1				3				C		A			3	1					B			E	F				004
005	1		1	2						D	A		2					4		B			E	F				005
006	1				3				C		A			3	1					B			E	F				006
007	1				3				C		A			3	1							D	E	F				007
008	1				3				C		A			3	1							D	E	F				008
009	1				3				C		A			3	1								E	F	G			009
010	1				3				C		A			3	1								E	F	G			010
011	1				3				C		A			3	1							D	E	F				011
012	1				3				C		A			3	1							D	E	F				012
013	1				3				C		A			3	1					B			E	F				013
014	1				3				C		A			3	1								E	F	G	H		014
015	1				3				C		A			3	1								E	F	G	H		015

ROOM FINISH SCHEDULE:

ROOM NO.	ROOM NAME	FLOOR FINISH	FLOOR BASE	WALLS NORTH	WALLS EAST	WALLS SOUTH	WALLS WEST	CEILING FINISH	CEILING HEIGHT	ROOM NO.
101	ENTRY VESTIBULE	VF	VB	P-1	P-1	P-1	P-1	ACT-1	10'-4"	101
102	EXIT VESTIBULE	VF	VB	P-1	P-1	P-1	P-1	ACT-1	9'-0"	102
103	WAITING ROOM	VF	VB	P-1	P-1	P-1	P-1	ACT-1	10'-4"	103
104	RESTROOM	PT	PTB	P-1	P-1	P-1	P-1	ACT-1	9'-0"	104
105	RESTROOM	PT	PTB	P-1	P-1	P-1	P-1	ACT-1	9'-0"	105
106	RECEPTION	VF	VB	P-1	P-1	P-1	P-1	ACT-1	9'-0"	106
107	RETAIL AREA	VF	VB	P-1	P-1	P-1	P-1	ACT-1	9'-0"	107
108	CORRIDOR	VF	VB	P-1	P-1	P-1	P-1	ACT-2	9'-0"	108
109	WORK AREA	VF	VB	P-1	P-1	P-1	P-1	GYP.	9'-0"	109
110	UTILITY ROOM	CONC.	VB	P-1	P-1	P-1	P-1	GYP.	9'-0"	110
111	OFFICE	VF	VB	P-1	P-1	P-1	P-1	GYP.	9'-0"	111

ROOM FINISH SCHEDULE NOTES

1. COORDINATE FINAL PAINT COLORS, FLOOR MATERIALS, AND CEILING FINISHES WITH OWNER PRIOR TO CONSTRUCTION.
2. BUSINESS LOGO ON WEST WALL OF WAITING ROOM, COORDINATE WITH OWNER
3. ALL FINISHES TO BE ADA COMPLIANT

FINISH LEGEND

FLOOR FINISH:
- VF
  - VINYL TILE
- PT
  - PORCELAIN TILE
- CONC.
  - SEALED CONCRETE

FLOOR BASE:
- VB
  - VINYL BASE
- PTB
  - PORCELAIN TILE COVE BASE

PAINT:
- P-1
  - ALL PAINT TO BE DETERMINED & APPLIED PER OWNER'S DIRECTION. (TYP.)

CEILING:
- ACT-1
  - 24"x24" ACOUSTICAL CEILING TILE AND GRID W/ TEGULAR EDGE (COORDINATE WITH OWNER)
- ACT-2
  - 24"x48" ACOUSTICAL CEILING TILE AND GRID W/ TEGULAR EDGE (COORDINATE WITH OWNER)
- GYP.
  - GYPSUM BOARD CEILING W/ SECURITY/BARRIER MESH

GENERAL DOOR & WINDOW NOTES:

1. HOLLOW METAL DOORS AND FRAMES SHALL BE AS FURNISHED BY PIONEER/STEELCRAFT/ SPECIALITE (OR EQUAL). FRAMES TO BE 16-GAGE, COMMERCIAL GRADE, "F" SERIES, KNOCK DOWN, WITH ANCHORING AS REQUIRED BY WALL CONDITIONS. REFER TO DETAILS ON THIS SHEET. DOORS SHALL BE 18-GAGE, COMMERCIAL GRADE, "VM" SERIES, PREPARED TO RECIEVE MORTISED HARDWARE AS SPECIFIED. ALL HARDWARE MUST BE RECESSED FLUSH WITH NO SHARP EDGES EXPOSED. H.M. DOORS AND FRAMES SHALL BE PRIMED AND PAINTED PER OWNER'S DIRECTION.
2. GLASS FRAME IN DOORS SHALL BE PREFINISHED TO MATCH DOOR OR FINISHED IN FIELD.
3. COORDINATE ALL DOOR AND FRAME SIZES WITH MASONRY AND CARPENTRY CONTRACTORS PRIOR TO CONSTRUCTION.
4. DOORS AND FRAMES AT MAIN ENTRANCE SHALL BE ALUMINUM ENTRANCES OR STOREFRONT MATERIAL WITH THERMAL BREAK EQUAL TO SYSTEMS DESIGNED AND ENGINEERED BY KAUNEER CO. INC. OR TUBELITE DIVISION, INDAL INC. FINISH PER OWNER'S DIRECTION.
5. ALL EXTERIOR DOORS AND FRAMES EXCEPT AT THE MAIN ENTRANCE SHALL BE CUSTOM HOLLOW METAL CONSTRUCTION PROVIDED WITH HEAVY DUTY COMMERCIAL GRADE HARDWARE. DOOR FACE SHEETS SHALL BE COMMERCIAL QUALITY, ROLLER LEVELED, COLD ROLL 14-GAUGE STEEL WITH 18 GAUGE STIFFENERS AT 6" O.C. PROVIDE POLYSTYRENE OR URETHANE INSULATION CORE FILLER. ALL EXPOSED STEEL SURFACES SHALL BE CLEANED, BONDED AND COATED WITH A BAKED ON ZINC CHROMATE BASED PRIME PAINT. FRAMES SHALL BE PRE-FABRICATED COMBINATION BUCK, FRAME, AND TRIM TYPE. MITRED JOINTS SHALL HAVE LOCKING TABS AT FRAME RABBETS AND BACKBOARDS. ALL INTERIOR DOOR FRAMES SHALL BE FURNISHED FOR INTERIOR OPENINGS. REINFORCE, DRILL, AND TAP DOORS AND FRAMES FOR FULLY TEMPLATED MORTISED AND CONCEALED HARDWARE.
6. ALL INTERIOR DOORS SHALL BE 1 3/4" THICK, COMMERCIAL GRADE, SOLID CORE, WOOD CONSTRUCTION, STAINED AND VARNISHED. FACE VENEER SHALL BE SELECTED, GRADE RED OAK OR STANDARD COMMERCIAL THICKNESS. ROTARY CUT NOT LESS THAN 1/28" BEFORE SANDING.
7. DOOR HANDLES, LATCH, LOCKS, ETC. SHALL BE 34-48" ABOVE FINISHED FLOOR. OPERATING DEVICES SHALL BE CAPABLE OF OPERATION WITH ONE HAND AND SHALL NOT REQUIRE TIGHT GRASPING, TIGHT PINCHING, OR TWISTING OF THE WRIST TO OPERATE. ALL MEANS OF EGRESS WHERE SERVING AN OCCUPANT LOAD OF 50 OR MORE PERSONS, THE OPENING FORCE FOR INTERIOR SIDE SWING DOORS WITHOUT CLOSERS SHALL NOT EXCEED 5-POUND FORCE. FOR ALL OTHER SIDE SWING, SLIDING, AND FOLDING DOORS, THE DOOR LATCH SHALL RELEASE WHEN SUBJECT TO A 15-POUND FORCE. THE DOOR SHALL SWING TO A FULL-OPEN POSITION WHEN SUBJECTED TO A 15-POUND FORCE. FORCES SHALL BE APPLIED TO THE LATCH SIDE.
8. ALL MEANS OF EGRESS DOORS SHALL BE READILY OPERABLE FROM THE SIDE FROM WHICH EGRESS IS TO BE MADE WITHOUT THE USE OF A KEY, SPECIAL KNOWLEDGE, OR EFFORT.
9. ALL EXIT DOORS AND MEANS OF EGRESS DOORS SHALL BE SIDE HINGED, NON-LOCKING & SWING IN THE DIRECTION OF EGRESS.
10. ALL GLASS SHALL BE SAFETY GLASS AS REQUIRED PER SECTION 2404.2 AND SHALL PASS THE TEST REQUIRENTS OF CPSC 16 CFR, PART 1201
11. ALL EXIT DISCHARGE DOORS TO CONTAIN A TACTILE SIGN STATING "EXIT" COMPLYING WITH ICC A117.1 SECTION 703.3 AS REQUIRED BY THE MICHIGAN BUILDING CODE.

GENERAL FINISH NOTES:

1. ALL PAINTED FINISHES SHALL BE NO LESS THAT ONE (1) COAT PRIMER AND TWO (2) COATS FINISH PAINT. COORDINATE COLORS WITH OWNER.
2. ALL FINISHES AND METHODS OF ATTACHMENT SHALL MEET THE REQUIREMENTS OF ALL LOCAL, STATE AND NATIONAL CODES.
3. ALL FINISHES SHALL BE INSTALLED PER THE MANUFACTURER'S INSTRUCTIONS.
4. AT AREA WHERE MULTIPLE FLOOR FINISHES MEET, CONTRACTOR TO FEATHER THE SUB FLOOR AND/OR SHAVE THE FLOOR FINISH FOR LEVEL TRANSITION.
5. PROVIDE VINYL TRANSITION STRIPS BETWEEN ALL CARPET AND VCT/SHEET VINYL COLOR AND STYLE TO BE SELECTED FROM MANUFACTURER'S STANDARDS.
6. PAINT ANY METAL ACCESS PANELS TO MATCH THE ADJACENT WALL FINISH/CEILING FINISH.
7. GENERAL CONTRACTOR TO SUBMIT SAMPLES OF ALL INTERIOR FINISHES TO THE OWNER FOR APPROVAL PRIOR TO INSTALLATION.
8. ALL WINDOW FRAMES AND DOOR FRAMES TO BE PAINTED SEMI-GLOSS FINISH UNLESS NOTED OTHERWISE. COLOR BY OWNER
9. CONTRACTOR TO SUBMIT CUTTING FROM CURRENT RUN/DYE LOT OF ALL FLOOR COVERINGS AND WALLCOVERINGS FOR APPROVAL PRIOR TO INSTALLATION.
10. ALL CHANGE IN FLOORING MATERIALS FROM ROOM TO ROOM SHALL OCCUR AT CENTERLINE OF DOOR UNLESS NOTED OTHERWISE.
11. MANUFACTURER'S RECOMMENDED INSTALLATION IS MANDATORY.
12. ALL FINISHES, MAINTENANCE AND WARRANTY INFORMATION TO BE SUBMITTED AS SHOP DRAWINGS TO THE ARCHITECT PRIOR TO THE START OF ANY WORK. ITEMS NOT SUBMITTED ARE THE RESPONSIBILITY OF THE CONTRACTOR.
13. ANY DISCREPANCY SHALL BE BROUGHT TO THE ATTENTION OF THE ARCHITECT, OWNER AND GENERAL CONTRACTOR PRIOR TO THE COMPLETION OF A TASK.
14. IT IS THE CONTRACTOR'S RESPONSIBILITY TO FIELD VERIFY ALL CONDITIONS OF THE SITE PRIOR TO ANY FINISH BEING APPLIED. CONFIRMATION OF FINISHES IN THE EVENT OF NOT BEING NOTED IS THE CONTRACTOR'S RESPONSIBILITY.
15. FINAL FLOORING MATERIALS/FINISHES TO BE APPROVED BY OWNER PRIOR TO CONSTRUCTION. COORDINATE WITH OWNER.

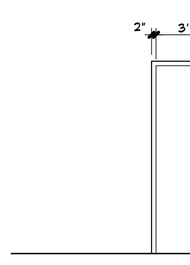

TYPE A

DOOR TYPES

SCALE : 1/4" = 1'-0"

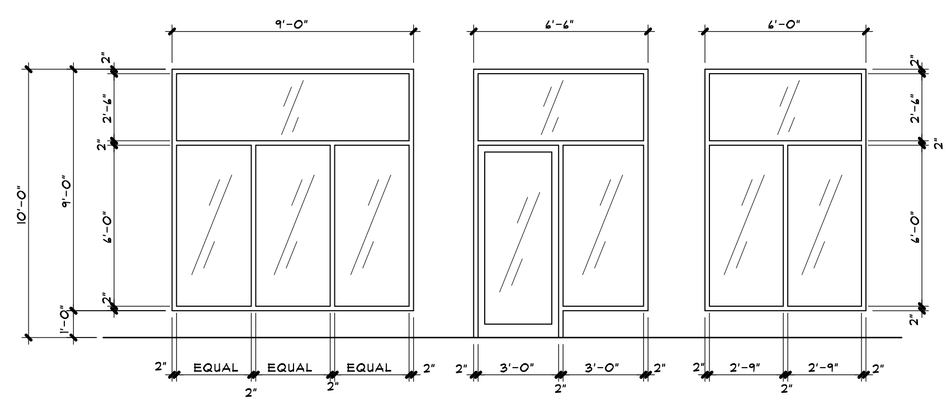

*SEE ELEVATIONS & FLOOR PLANS FOR LOCATION AND TYPE OF WINDOWS.

WINDOW LEGEND

SCALE : 1/4" = 1'-0"

TYPICAL WINDOW DESIGNATION

NOTE:
GENERAL REFERENCE FOR ROUGH OPENING SIZES ONLY. CONSULT WITH WINDOW MANUFACTURER FOR EXACT WINDOW SIZES & REQUIREMENTS.

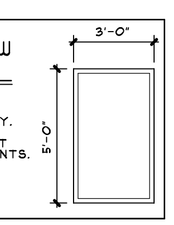

SHEET NOTES:

1. ALL INTERIOR & EXTERIOR DOORS & OPERABLE WINDOWS TO HAVE COMMERCIAL GRADE LOCKS.
2. ALL EXTERIOR WINDOWS & DOORS TO HAVE ALARM PER CODE.
3. SAFE/STORAGE ROOM MUST HAVE A DOOR LOCK DIFFERENT THAN ALL OTHER DOORS.
4. WHOLE BUILDING AND APPLIANCES TO BE ENERGY STAR CERTIFIED. (WATER HEATER, FURNACE, LIGHTING, FANS, COMPUTERS, MICROWAVES, ETC.)
5. ALL LAVATORY FIXTURES TO USE WATERSENSE
6. CARBON FILTER/SCRUBBER FOR ODOR CONTROL TO BE USED.

DAZ ARCHITECTURAL DESIGN, INC.

COPYRIGHT DATE: 2019

CLIENT/PROJECT:
NATURE'S FINEST PROVISIONING CENTER
625 NORTH AVENUE
BATTLE CREEK, MICHIGAN 49017

DRAWN BY: DZ
CHECKED BY: DZ/AM

SHEET INFORMATION:
DOOR/ROOM FINISH SCHEDULES & NOTES

CAD FILE: NATURES_FINEST .AEC

REVIEW SET: 01-28-19
BID SET: 02-06-19
PERMIT SET: 02-06-19
CONSTRUCTION SET:

COMPLETION DATE:

REVISIONS:

JOB NO. 180810

SHEET NO. A-601