

COMMUNITY SUMMARY

1500 Tileston Rd, Saint Cloud, Florida, 34771

Ring: 1 mile radius

4,669	4.03%	2.97	82.6	40.8	\$86,336	\$420,762	\$307,164	21.6%	61.2%	17.2%
Population Total	Population Growth	Average HH Size	Diversity Index	Median Age	Median HH Income	Median Home Value	Median Net Worth	Age <18	Age 18-64	Age 65+



11.6%

Services



27.3%

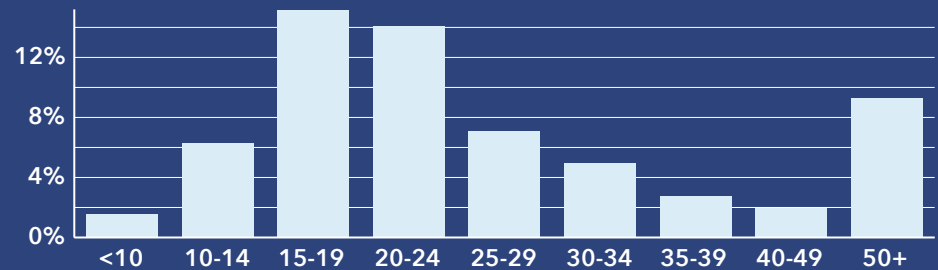
Blue Collar



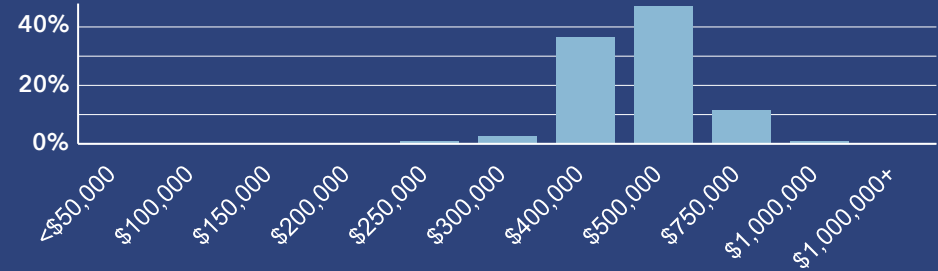
61.1%

White Collar

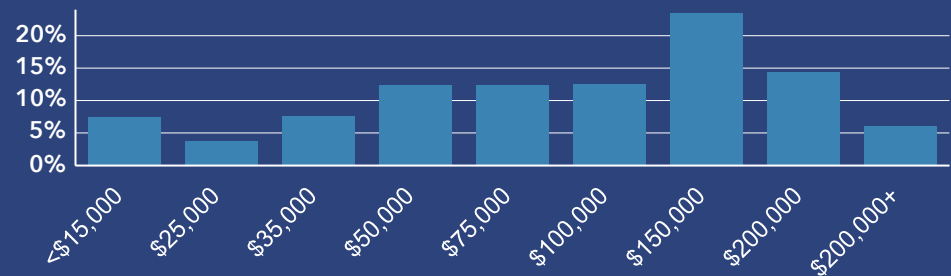
Mortgage as Percent of Salary



Home Value



Household Income

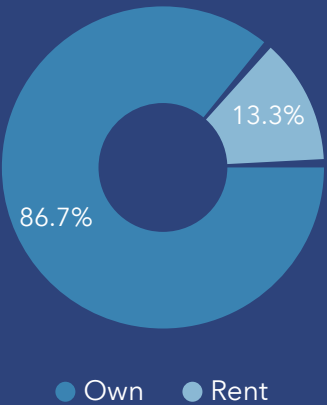


Age Profile: 5 Year Increments

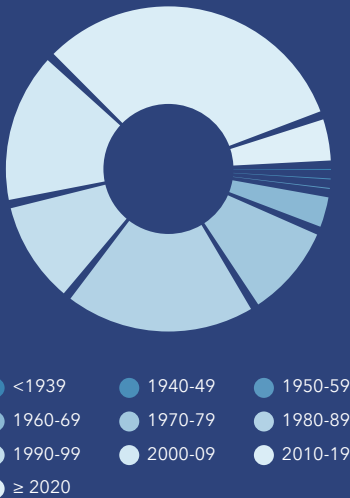


Dots show comparison to Osceola County

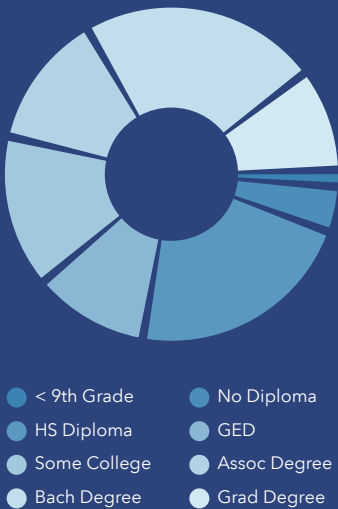
Home Ownership



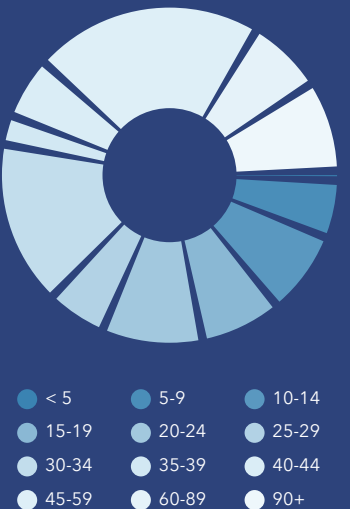
Housing: Year Built



Educational Attainment



Commute Time: Minutes



Community Summary

1500 Tileston Rd, Saint Cloud, Florida, 34771 (3 miles)
Ring: 3 mile radius

Prepared by Anderson Commercial Advisors
Latitude: 28.24439
Longitude: -81.24842

COMMUNITY SUMMARY

1500 Tileston Rd, Saint Cloud, Florida, 34771
Ring: 3 mile radius

38,642	6.40%	2.85	80.2	40.5	\$77,607	\$386,325	\$268,711	21.9%	60.7%	17.5%
Population Total	Population Growth	Average HH Size	Diversity Index	Median Age	Median HH Income	Median Home Value	Median Net Worth	Age <18	Age 18-64	Age 65+



16.8%
Services

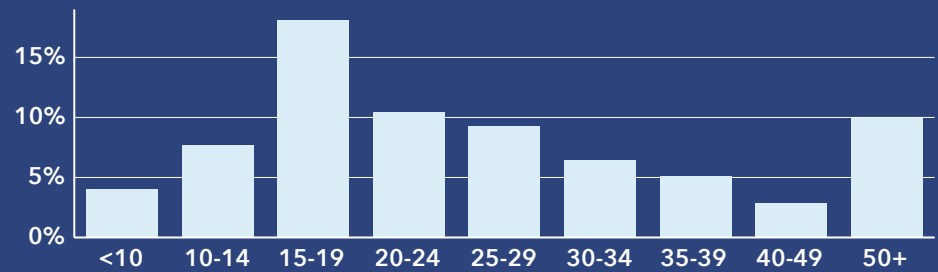


27.1%
Blue Collar

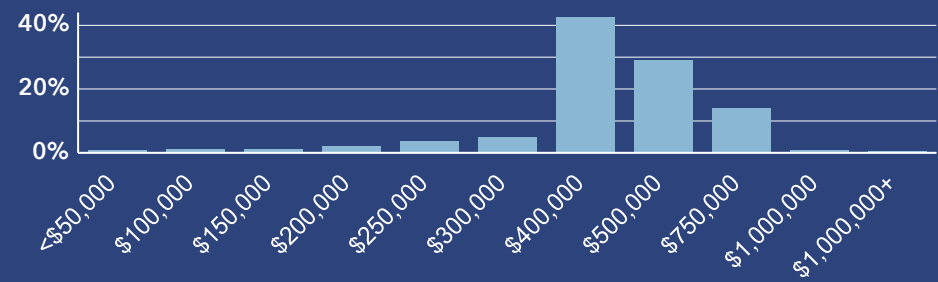


56.1%
White Collar

Mortgage as Percent of Salary



Home Value



Household Income

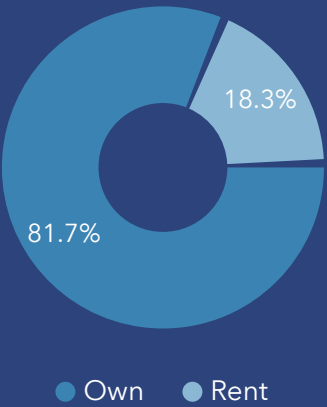


Age Profile: 5 Year Increments

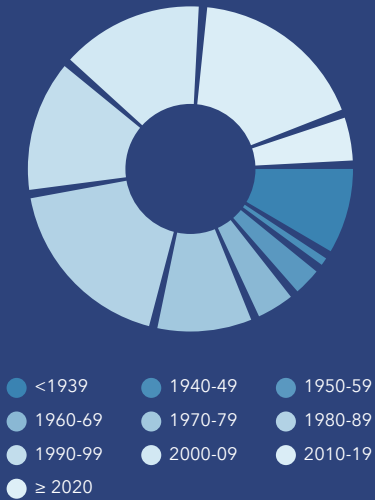


Dots show comparison to Osceola County

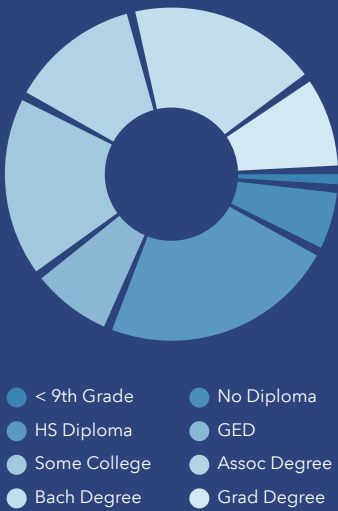
Home Ownership



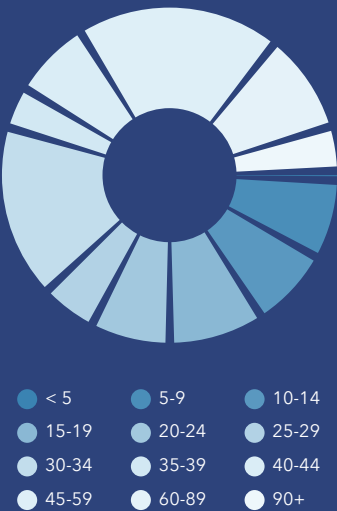
Housing: Year Built



Educational Attainment



Commute Time: Minutes



Source: This infographic contains data provided by Esri (2024), ACS (2018-2022).

Source: This infographic contains data provided by Esri (2024), ACS (2018-2022).

COMMUNITY SUMMARY

1500 Tileston Rd, Saint Cloud, Florida, 34771

Ring: 5 mile radius

90,222	5.18%	2.90	82.3	39.7	\$78,802	\$380,509	\$253,080	22.3%	61.0%	16.7%
Population Total	Population Growth	Average HH Size	Diversity Index	Median Age	Median HH Income	Median Home Value	Median Net Worth	Age <18	Age 18-64	Age 65+



17.8%

Services



23.7%

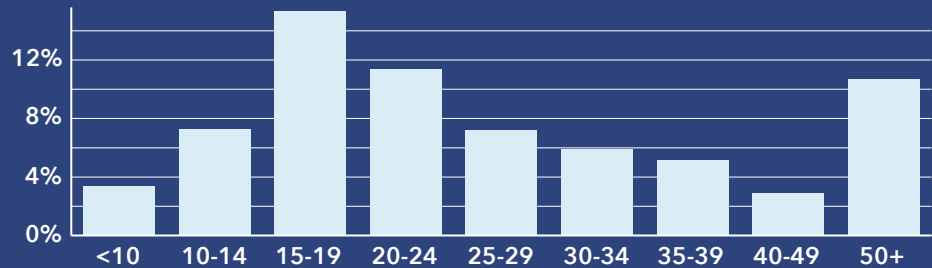
Blue Collar



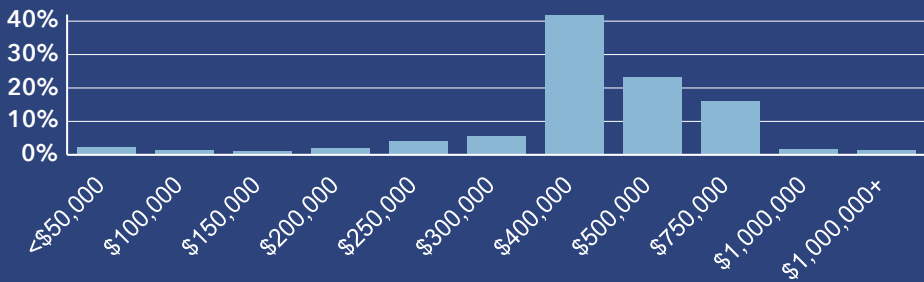
58.5%

White Collar

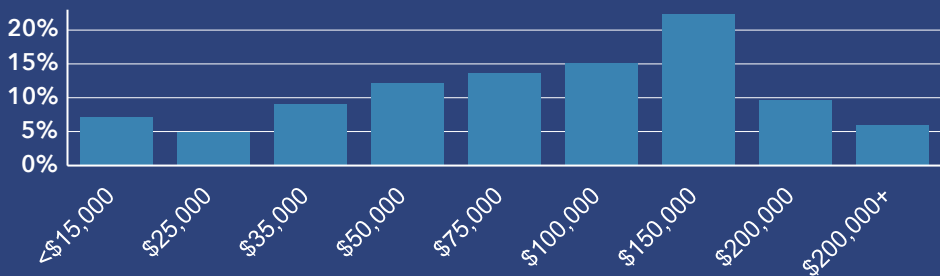
Mortgage as Percent of Salary



Home Value



Household Income

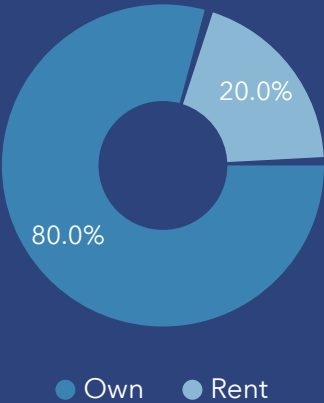


Age Profile: 5 Year Increments

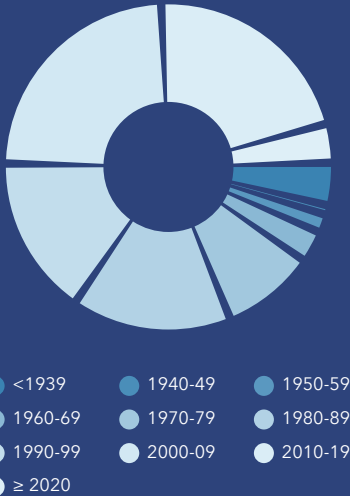


Dots show comparison to Osceola County

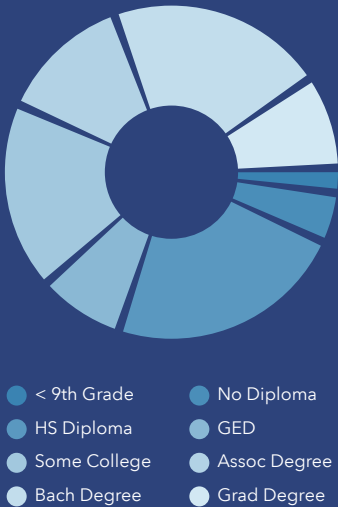
Home Ownership



Housing: Year Built



Educational Attainment



Commute Time: Minutes

