



Currently a top-rated Thai restaurant (463 Google reviewers rate it 4.6), this sale includes all furniture, fixtures and equipment. Renovations in 2019 included updated ADA restrooms, commercial kitchen, flooring and more. There are 18 parking spaces on the 11,000 square-foot corner parcel. The 1,990-square-foot floor plan is quite versatile to accommodate any concept.

## TURNKEY EATERY IN A+ LOCATION

Full-service restaurant opportunity in the “Little City by the River” -- Port Richey, FL. The new owner/user will acquire a remodeled and artfully designed free-standing restaurant with an average daily traffic count of 62,500.

### Property highlights:

- Turnkey 60-seat restaurant
- Significant improvements completed in 2019.
- Buildout exudes a warm and inviting atmosphere.

### Area highlights:

- Full-service marinas, Gulf-front restaurants, boat rentals are located about 2 blocks to the west.
- Just to the south is the Cotee River, popular with boaters, kayakers and other water enthusiasts.
- Nearby Grand Boulevard offers a Florida Keys-like feel with historic riverfront homes and public parks.
- Cozy independent retailers give the neighborhood an “Old-Florida” small town sincerity that has become nearly extinct in the Sunshine State.



7839 US Highway 19

Ring of 1 mile



**Eating Places**



**3**

Bakers  
(Retail)



**7**

Bars and  
Pubs



**4**

Coffee  
Shops



**0**

Juice  
Bars



**1**

Doughnut  
Shops



**0**

Ice Cream  
Parlors



**0**

Pizza  
Restaurants



**26**

Other  
Restaurants

**6,062**

Population

**2,820**

Households

**2.12**

Avg Size  
Household

**50.5**

Median  
Age

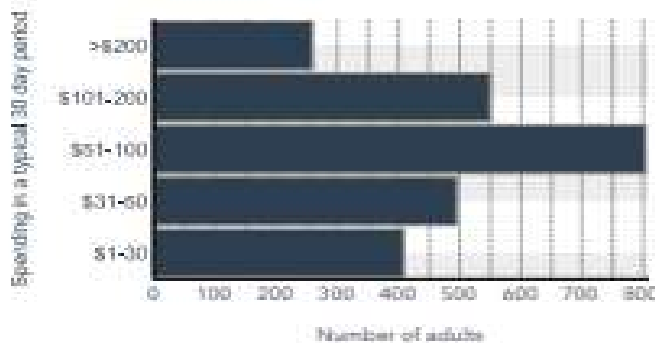
**\$47,933**

Median Household  
Income

**\$401,449**

Median Home  
Value

### Family Restaurants Market Potential



### Annual Household Spending

**\$2,799**

Meals at  
Restaurants

**\$550**

Food & Drink  
on Trips

### Local Business Summary

**430**

Total  
Businesses

**3,097**

Total  
Employees



Source: This infographic contains data provided by Esri (2024, 2023), Esri-Marketing-Solutions (2024), Esri-U.S. BLS (2024), Esri-Data-Analysis (2024). Data is updated 3 times per year. \* Indicates the number of locations has reached the maximum. Note that the BLS has redefined Meals at Restaurants, Other by removing the mealtime distinction: Breakfast, lunch, dinner, and snacks. <https://www.bls.gov/news.release/whatsnew/whatsnew20240901.pdf>

# KEY FACTS (1 mile)

## KEY FACTS

6,062

Population



Average Household Size

50.5

Median Age

\$47,933

Median Household Income

## EDUCATION

7.2%

No High School Diploma



35.6%

High School Graduate



32.4%


Some College/ Associate's Degree



24.8%

Bachelor's/Grad/ Prof Degree

## BUSINESS



430

Total Businesses



3,097

Total Employees


## EMPLOYMENT



White Collar



Blue Collar



Services

3.6%

Unemployment Rate

## INCOME



\$47,933

Median Household Income



\$39,484

Per Capita Income












\$131,232

Median Net Worth

## 2024 Households by income (Est)

The largest group: \$25,000 - \$34,999 (18.9%)

The smallest group: \$150,000 - \$199,999 (0.2%)

Indicator ▲	Value	Diff	
<\$15,000	10.0%	+2.5%	
\$15,000 - \$24,999	17.2%	+2.5%	
\$25,000 - \$34,999	18.9%	+9.1%	
\$35,000 - \$49,999	17.0%	-1.3%	
\$50,000 - \$74,999	15.9%	+2.4%	
\$75,000 - \$99,999	9.0%	-1.0%	
\$100,000 - \$149,999	9.2%	-9.2%	
\$150,000 - \$199,999	0.2%	-4.1%	
\$200,000+	0.5%	-0.8%	

Bars show deviation from

Pasco County

Source: This infographic contains data provided by Esri (2024, 2029), Esri-Data Aisle (2024). © 2024 Esri