

FOR LEASE

Owned and Operated by  **LINK**

CORPOREX PARK DISTRIBUTION CENTER

3719 CORPOREX PARK DRIVE | TAMPA, FL 33619

12,870-38,435 SF AVAILABLE



**LEASING INFO
& CONTACT**

Jessica Mizrahi, SIOR

813.804.0886 jmizrahi@lee-associates.com

Julia Silva, SIOR

813.230.8008 jsilva@lee-associates.com

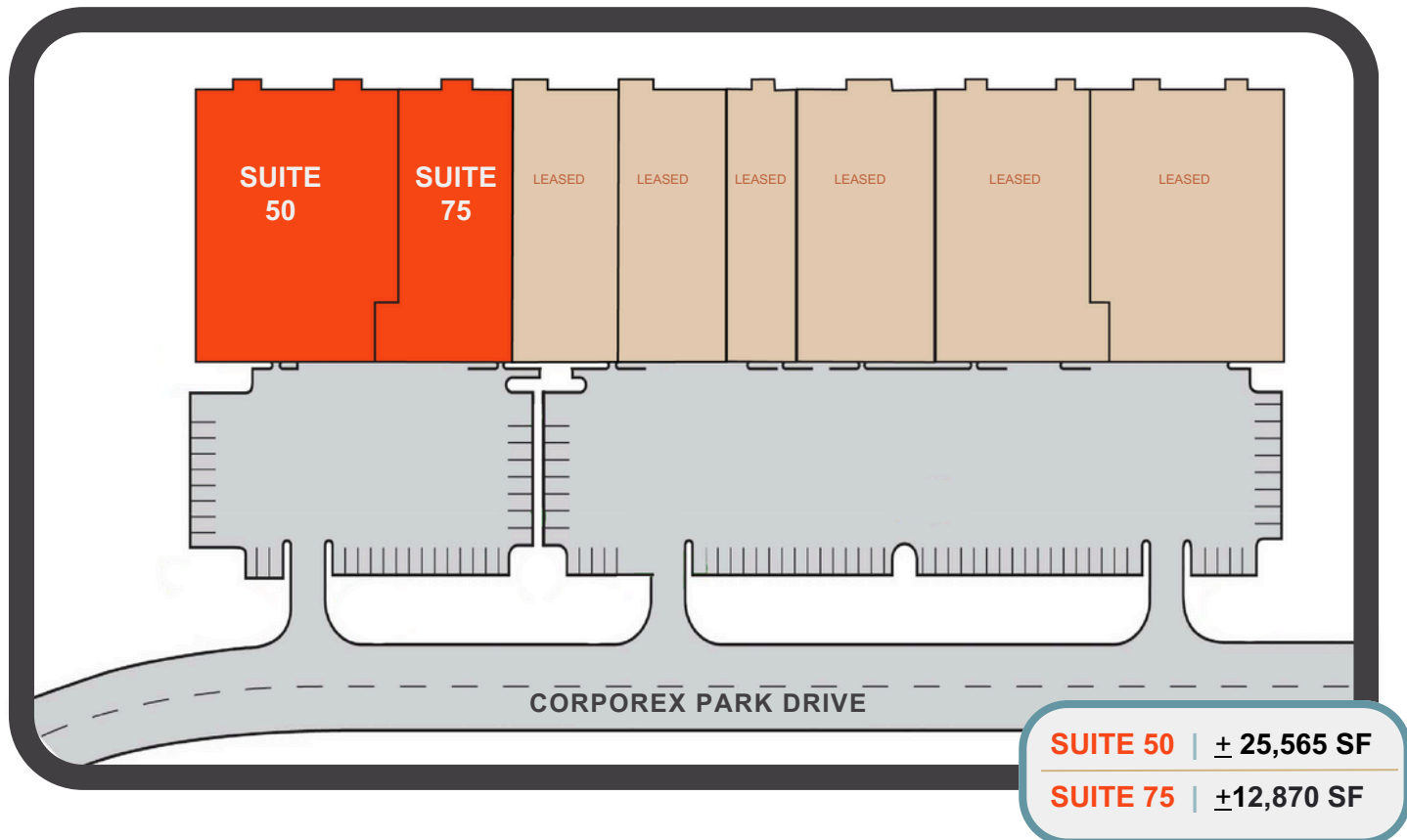
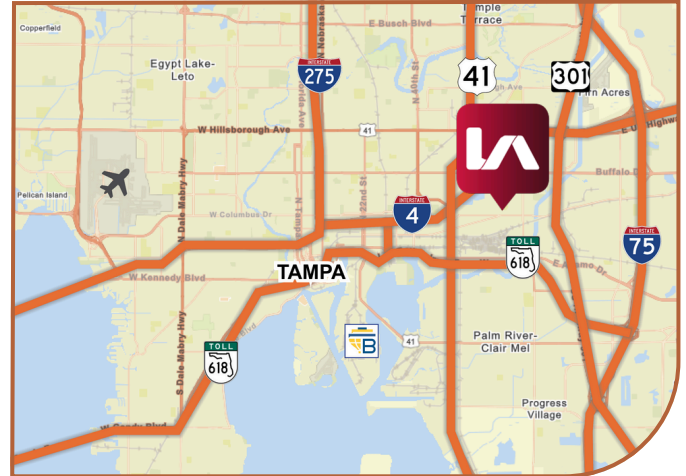
 **LEE &
ASSOCIATES**
COMMERCIAL REAL ESTATE SERVICES
TAMPA BAY

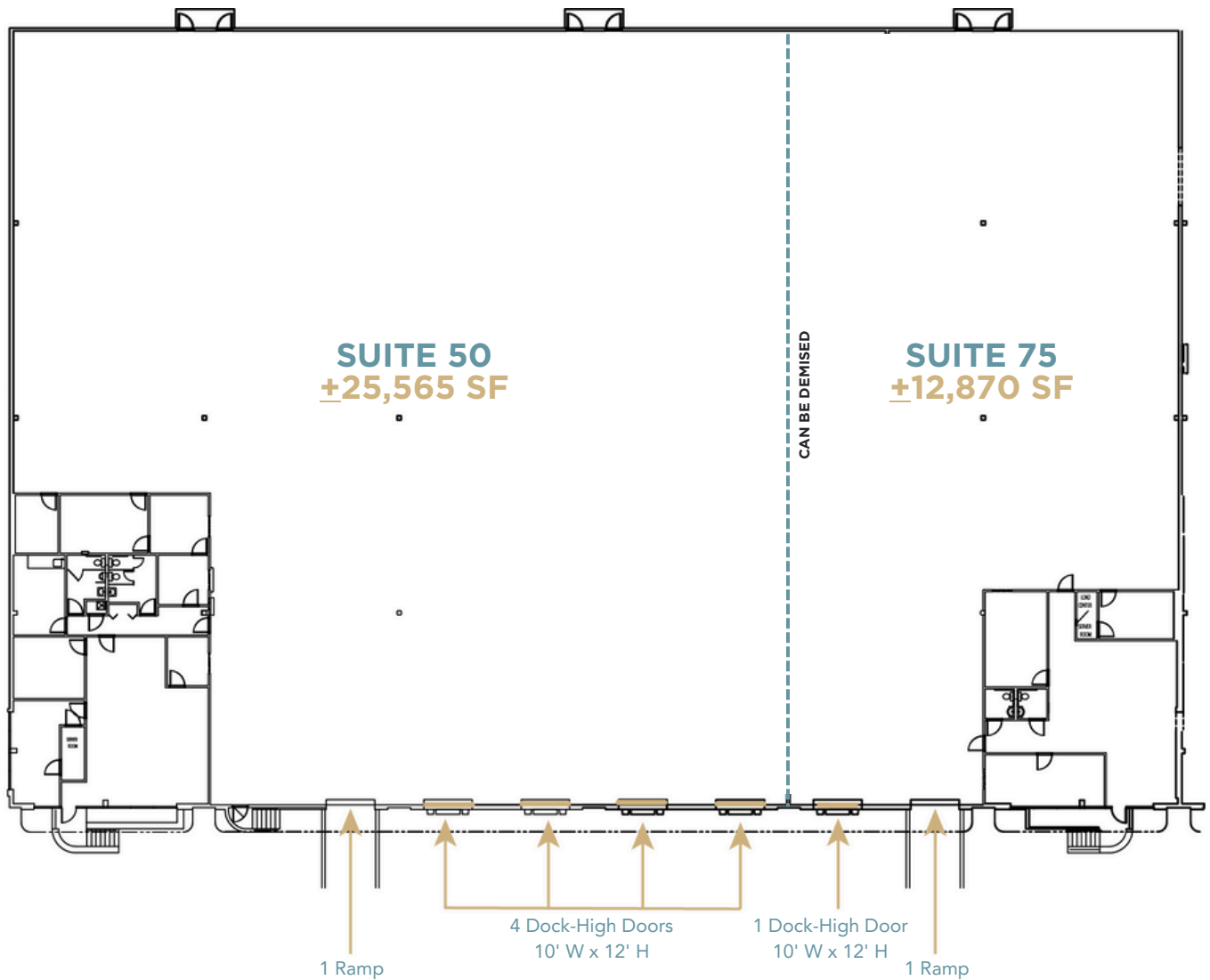
This is not an offer or acceptance of an offer to lease space. A lease will only be offered or made in a written agreement signed by landlord. No representation or warranty of any kind is made by landlord unless set forth in a written definitive lease executed by the landlord.

LOCATION OVERVIEW

Corporex Business Park situated at 3719 Corporex Park Dr, Tampa, FL 33619, offers a prime location for businesses seeking efficient warehousing and distribution solutions. Located less than a mile from I-4 off of Exit 5, the location provides immediate access to major highways including I-75, and the Lee Roy Selmon Expressway, it ensures seamless connectivity within Tampa's industrial hub.

- **I-4**..... 2.0 miles | 5 minutes
- **U.S. Hwy. 301**..... 3.0 miles | 6 minutes
- **SR 60**..... 4.9 miles | 7 minutes
- **Selmon Expwy**..... 5.8 miles | 8 minutes
- **I-75**..... 6.0 miles | 9 minutes
- **Port Tampa Bay**..... 7.5 miles | 15 minutes
- **Tampa Int'l Airport**..... 11.5 miles | 25 minutes



±12,870 SF up to ±38,435 SF**SUITE 50**

PREMISES SF	± 25,565
OFFICE SF	± 2,550
OCCUPANCY	Available Now
CLEAR HEIGHT	24'
LOADING	4 Dock-High Doors, 1 Ramp
POWER	3 Phase, 120-208v, 150amps
SPRINKLERS	Wet Pipe
SECURITY	Fully Fenced

SUITE 75

PREMISES SF	± 12,870
OFFICE SF	± 1,710
OCCUPANCY	Available Now
CLEAR HEIGHT	24'
LOADING	1 Dock-High Door, 1 Ramp
POWER	3 Phase, 120-208v, 150amps
SPRINKLERS	Wet Pipe
SECURITY	Fully Fenced