Floor #	Item	QTY	BTU	Power	Water	Notes
1	2-Hole Wok	1	BTU 240,000		Cold	1 1/4" Gas Line + 1.5" to 1.25" Reducer + Regulator
2	1-Hole Wok	1	BTU 125,000		Cold	3/4" Gas Line + Regulator
3	Fryer 40lb	1	BTU 105,000			3/4" Gas Line
4	Range	1	BTU 100,000			3/4" Gas Line + Regulator
5	Panini Press (SFE2360)	1		220v -12A		(NEMA 6-20P)
6	Rice Cooker	1	BTU 35,000			1/2" Gas Line + Regulator
7	24x30 Prep Table	1				Modify to 30"H
8	Triple Sink	1			Exisiting	Need 2 Faucets
9	60" 18 Pan Cooler (Grill)	1		115v - 6.5A		(NEMA 5-15R)
10	60" 24 Pan Cooler (Wok)	1		115v - 6.5A		(NEMA 5-15R)
11	Food Warmer	1		120v - 5.8A		(NEMA 5-15R)
12	60x30 Prep Table	1				
13	48x30 Prep Table	1				
14	Rice Warmer w/ Stand	1		120v - 0.83A		(NEMA 5-15R)
15	Storage Rack	3				
16	60" 18 Pan Cooler (Roller)	1		115v - 6.5A		(NEMA 5-15R)
17	18x30 Prep Table	1				
18	60" 24 Pan Cooler (BAP)	1		115v - 6.5A		(NEMA 5-15R)
19	Soup Warmer (72017)	1		120V - 6.7A		(NEMA 5-15R)
20	36x18 Prep table	1				
21	48x18 Prep Table	1				
22	Fire Extinguisher	1				Provided by Fire Services
23	Hand Sink	1			Exisiting	
25	2-Door Cooler	1		115v - 5.4A		(NEMA 5-15R)
26	2-Door Freezer	1		115v - 9.6A		(NEMA 5-15R)

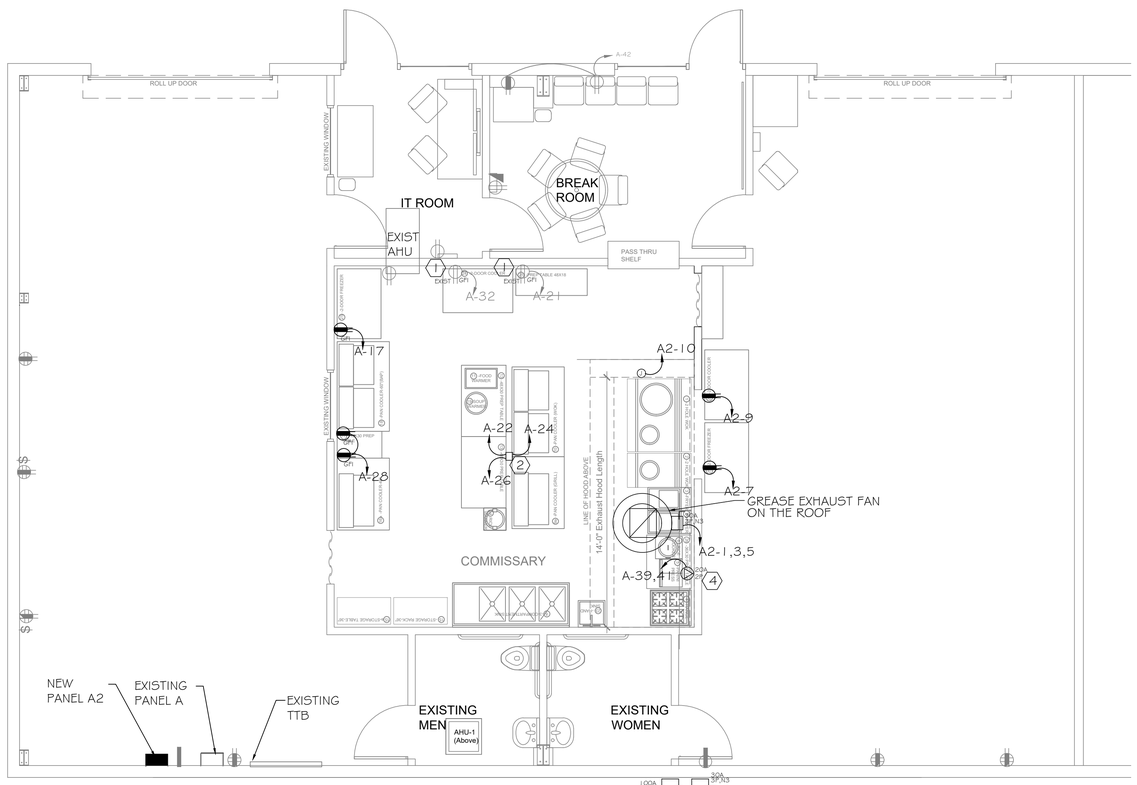

POWER RENOVATION KEY NOTES:

1. EXISTING RECEPTACLE TO BE REUSED IF RECEPTACLE IS A GFI TYPE. IF RECEPTACLE IS NOT A GFI TYPE, REPLACE EXISTING RECEPTACLE WITH A GFI TYPE RECEPTACLE AND CONNECT TO THE EXISTING CIRCUIT.
2. PROVIDE AND INSTALL A POWER POLE WITH 3-DUPLEX GFI TYPE RECEPTACLES, EACH RECEPTACLE WITH A DEDICATED CIRCUIT AS INDICATED.
3. PROVIDE AND INSTALL A POWER POLE WITH 2-DUPLEX GFI TYPE RECEPTACLES, EACH RECEPTACLE WITH A DEDICATED CIRCUIT AS INDICATED.
4. RELOCATED RECEPTACLE. EXTEND EXISTING CIRCUIT TO NEW LOCATION.

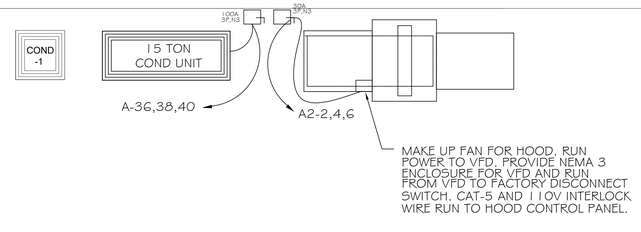

1 ELECTRICAL RENOVATION PLAN

SCALE: 1/4" = 1'-0"

N

PANEL: A — **EXISTING**

VOLTAGE: 120/208V
MOUNTING:
MANUFACTURER
SOURCE:
PHASE: 3
SPACES: 42
TYPE:
MAIN: 200A
SMD/MLO: MLO
AIC: EXIST
SECTION
CAPACITY 72KVA

CKT.	EQUIPMENT	KVA	COND	WIRE	CB	POLE	POLE	CB	WIRE	COND	KVA	EQUIPMENT	CKT
1	LIGHTS	1.1	EXIST	EXIST	20	1	1	20	EXIST	EXIST	1	OFFICE OUTLETS	2
3	BATH LIGHTS	0.2	EXIST	EXIST	20	1	1	20	EXIST	EXIST	0.6	OFFICE LIGHTS	4
5	WATER HEATER	1.75	EXIST	EXIST	30	2	1	20	EXIST	EXIST	0.36	GAR DOOR REC	6
7	"	1.75	EXIST	EXIST	30		1	20	EXIST	EXIST	1	COPY MACHINE	8
9	AHU	2.7	EXIST	EXIST	35	2	2	15	EXIST	EXIST	1.3	AC	10
11	"	2.7	EXIST	EXIST	35			15	EXIST	EXIST	1.3	"	12
13	OUT GFI	0.36	EXIST	EXIST	20	1	1	20	EXIST	EXIST	0.4	STATION 1	14
15	TTB	0.36	EXIST	EXIST	20	1	1	20	EXIST	EXIST	0.4	STATION 2	16
17	EXH FAN	2.88	3/4	10	30	1	1	20	EXIST	EXIST	0.4	STATION 3	18
19	EXH FAN	2.88	3/4	10	30	1	1	20	EXIST	EXIST	0.4	STATION 4	20
21	RI FREEZER ITEM 2	1.332	3/4	12	20	1	1	20	12	3/4	1.8	AIR COMP ITEM 31	22
23	NO LABEL	1	EXIST	EXIST	20	1	1	20	12	3/4	1.8	AIR COMP ITEM 31	24
25	LH BENCH RECEPT	0.36	EXIST	EXIST	20	1	1	20			3.6	FUT 30A REC ITEM 28	26
27	STOCK STE LTS REC	0.36	EXIST	EXIST	20	1	1	20			3.6	FUT 30A REC ITEM 28	28
29	RH BENCH REC 7	0.36	EXIST	EXIST	20	1	1	20				SPARE	30
31	DISHSTAR ITEM 3	3.87	3/4	8	45	2	1	20	12	3/4	1.1	RI REFRIG ITEM 1	32
33	"	3.87	3/4	8	45		1	30	10	3/4	3.6	30A REC ITEM 28	34
35	ICE MACH ITEM 12	1.38	3/4	12	20	1	1	30	10	3/4	3.6	30A REC ITEM 28	36
37	BAG SEAL ITEM 18		3/4	12	20	1	1	30	10	3/4	3.6	30A REC ITEM 28	38
39	PASTA COOK ITEM 19	1.64	3/4	12	20	2	1	30	10	3/4	3.6	30A REC ITEM 28	40
41	"	1.64	3/4	12	20		1	20	12	3/4	1.8	COFFEE RECEPT	42
	PHASE A	22.32									68.5	CONNECTED KVA	
	PHASE B	25.281									68.73KVA DEMAND		
	PHASE C	20.88											

PANEL: A — **EXISTING REVISED**

VOLTAGE: 120/208V
MOUNTING:
MANUFACTURER
SOURCE:
PHASE: 3
SPACES: 42
TYPE:
MAIN: 200A
SMD/MLO: MLO
AIC: EXIST
SECTION
CAPACITY 72KVA

CKT.	EQUIPMENT	KVA	COND	WIRE	CB	POLE	POLE	CB	WIRE	COND	KVA	EQUIPMENT	CKT
1	LIGHTS	1.1	EXIST	EXIST	20	1	1	20	EXIST	EXIST	1	OFFICE OUTLETS	2
3	BATH LIGHTS	0.2	EXIST	EXIST	20	1	1	20	EXIST	EXIST	0.6	OFFICE LIGHTS	4
5	WATER HEATER	1.75	EXIST	EXIST	30	2	1	20	EXIST	EXIST	0.36	GAR DOOR REC	6
7	"	1.75	EXIST	EXIST	30		1	20	EXIST	EXIST	1	COPY MACHINE	8
9	AHU	2.7	EXIST	EXIST	35	2	2	15	EXIST	EXIST	1.3	AC	10
11	"	2.7	EXIST	EXIST	35			15	EXIST	EXIST	1.3	"	12
13	OUT GFI	0.36	EXIST	EXIST	20	1	1	20	EXIST	EXIST	0.4	STATION 1	14
15	TTB	0.36	EXIST	EXIST	20	1	1	20	EXIST	EXIST	0.4	STATION 2	16
17	2 DOOR FREEZER	1.152	3/4	12	20	1	1	20	EXIST	EXIST	0.4	STATION 3	18
19	SPARE				30	1	1	20	EXIST	EXIST	0.4	STATION 4	20
21	RECEPTACLE	1	EXIST	EXIST	20	1	1	20	12	3/4	1.5	FOOD & SOUP WARM	22
23	NO LABEL	1	EXIST	EXIST	20	1	1	20	12	3/4	0.8	PAN COOLERS (2)	24
25	LH BENCH RECEPT	0.36	EXIST	EXIST	20	1	1	20	12	3/4	0.9	RICE WARM PAN COO	26
27	STOCK STE LTS REC	0.36	EXIST	EXIST	20	1	1	20	12	3/4	1.6	PAN COOLERS (2)	28
29	RH BENCH REC 7	0.36	EXIST	EXIST	20	1	1	20				SPARE	30
31	SPARE				20	1	1	20	EXIST	EXIST	0.6	2 DOOR COOLER	32
33	PANEL A2	5.664	1	6	60	3	1	30				SPARE	34
35	"	6.16	1	6	60		3	90	3/8G	1 1/4	11.3	CU	36
37	"	4.512	1	6	60			90	3/8G	1 1/4	11.3	"	38
39	PANINI PRESS	1.44	3/4	12	20	2		90	3/8G	1 1/4	11.3	"	40
41	"	1.44	3/4	12	20		1	20	12	3/4	1.8	COFFEE RECEPT	42
	PHASE A	23.673									82.5	CONNECTED KVA	
	PHASE B	28.337									70.3KVA DEMAND		
	PHASE C	30.455											

PANEL: A2 — **NEW**

VOLTAGE: 120/208V
MOUNTING:
MANUFACTURER
SOURCE:
PHASE: 3
SPACES: 24
TYPE:
MAIN: 60A
SMD/MLO: MLO
AIC:
SECTION
CAPACITY 21.6KVA

CKT.	EQUIPMENT	KVA	COND	WIRE	CB	POLE	POLE	CB	WIRE	COND	KVA	EQUIPMENT	CKT
1	EF	2.256	3/4	10	30	3	3	30	10	3/4	2.256	MUA	2
3	"	2.256	3/4	10	30			30	10	3/4	2.256	"	4
5	"	2.256	3/4	10	30			30	10	3/4	2.256	"	6
7	2 DOOR FREEZER	1.152	3/4	12	20	1	1	20				SPARE	8
9	2 DOOR COOLER	0.648	3/4	12	20	1	1	20	12	3/4	1.0	HOOD CTRL PNL	10
11	SPARE				20	1							12
13													14
15													16
17													18
19													20
21													22
23													24
	PHASE A	5.664									16.3	CONNECTED KVA	
	PHASE B	6.16									11.635KVA DEMAND		
	PHASE C	4.512											

GFI
GFI

2 PANEL SCHEDULES

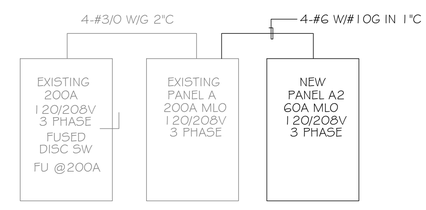

3 RISER DIAGRAM

Eric Eiermann

Digitally signed by Eric Eiermann
DN: c=US, st=Florida, l=Winter Springs, o=Eric Eiermann, cn=Eric Eiermann, email=ericeiermannpe@yahoo.com
Date: 2022.01.20 07:55:00 -05'00'

THIS ITEM HAS BEEN ELECTRONICALLY SIGNED AND SEALED BY ERIC EIERMANN, P.E. FLORIDA REG # 76956, USING A DIGITAL SIGNATURE. PRINTED COPIES OF THIS DOCUMENT ARE NOT CONSIDERED SIGNED AND SEALED AND THE SIGNATURE MUST BE VERIFIED ON ANY ELECTRONIC COPIES.

ERIC RUDOLPH EIERMANN LICENSE No. 76956 STATE OF FLORIDA PROFESSIONAL ENGINEER

EIERMANN ENGINEERING, INC.
CONSULTING ENGINEERS
1015 Webster Avenue Orlando, Florida 32804
TELEPHONE: (407) 296-6991
E-MAIL: EEIENG@AOL.COM

© Copyright 2021 EIERMANN ENGINEERING INC.

FLORIDA EB #0005900

APPROVED BY:	DATE:

ARWArchitecture PLLC
691 Greene Dr. Winter Park, FL 32792
407-618-3370 arwarchitect@yahoo.com
State of Florida Registration: AR10354

© THESE DOCUMENTS ARE THE PROPERTY OF ALAN RICHARD WOLFE ARCHITECT AND ARE INSTRUMENTS OF SERVICE FOR THIS PROJECT ONLY. DOCUMENTS MAY NOT BE USED OR COPIED FOR ANY OTHER PURPOSE UNLESS AGREED TO IN WRITING BY THE ARCHITECT.

C.E. JOSEPH CONSTRUCTORS INC.
130 Birchwood Drive
Maitland, FL 32751
407-332-9898

REVISIONS

DATE	DESCRIPTION

BENTO GHOST KITCHEN

301 Ryder Lane, Unit 1131
Casselberry, FL 32707

POWER RENOVATION PLAN

	PRELIMINARY
	PRELIM PRICING
	DESIGN DEV.
	BIDDING
■	PERMIT DOCUMENTS
	CONST. DOCS.

DATE : 09/23/2021

JOB NO. : 2121

SHEET NUMBER

E400