

FOR LEASE

Owned and Operated by



TAMPA DISTRIBUTION CENTER

1212 N. 50th STREET | TAMPA, FL 33619



11,250-80,000 SF AVAILABLE



LEASING INFO
& CONTACT

Jessica Mizrahi, SIOR
Julia Silva, SIOR

813.804.0886 jmizrahi@lee-associates.com
813.230.8008 jsilva@lee-associates.com

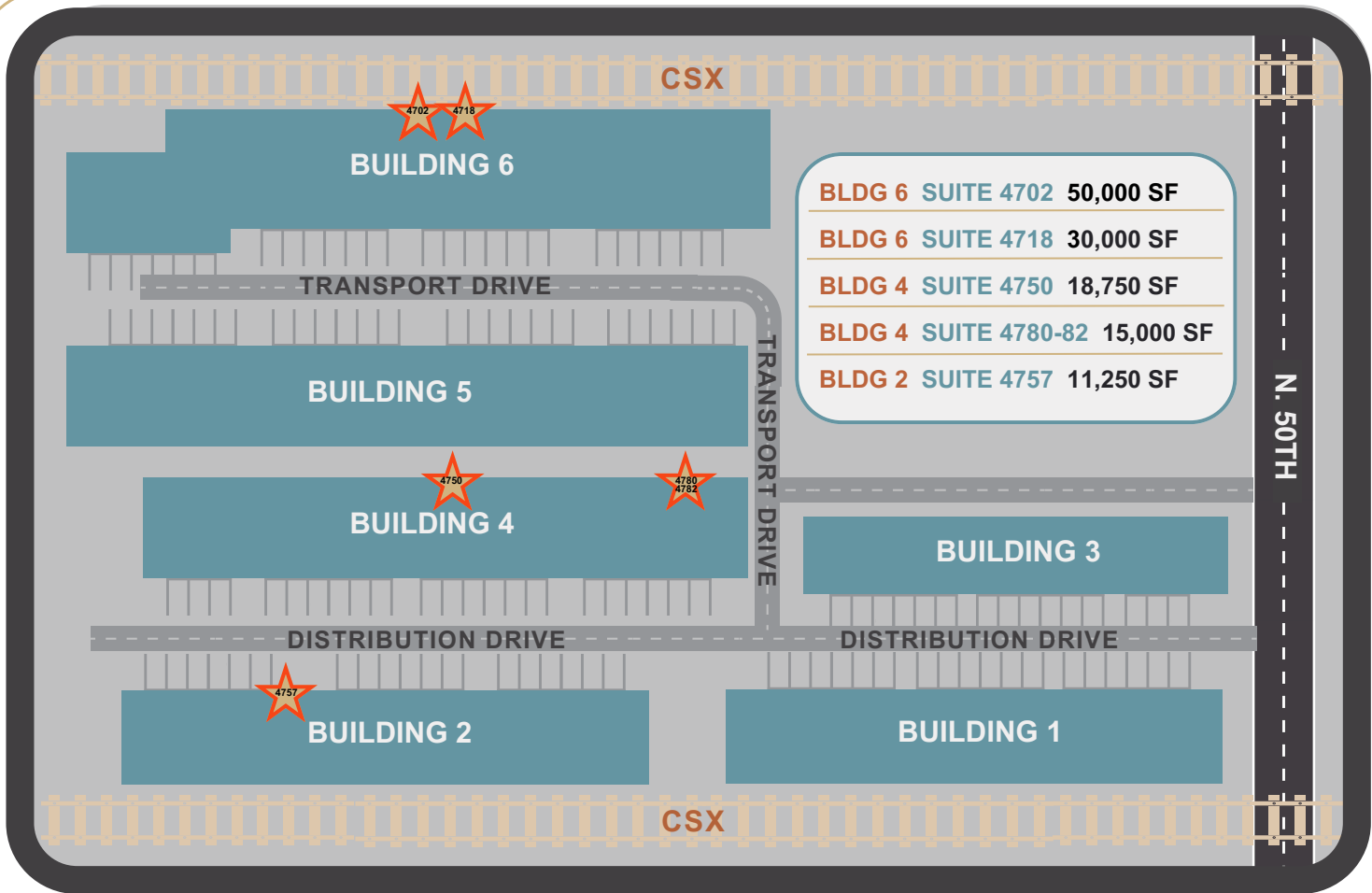
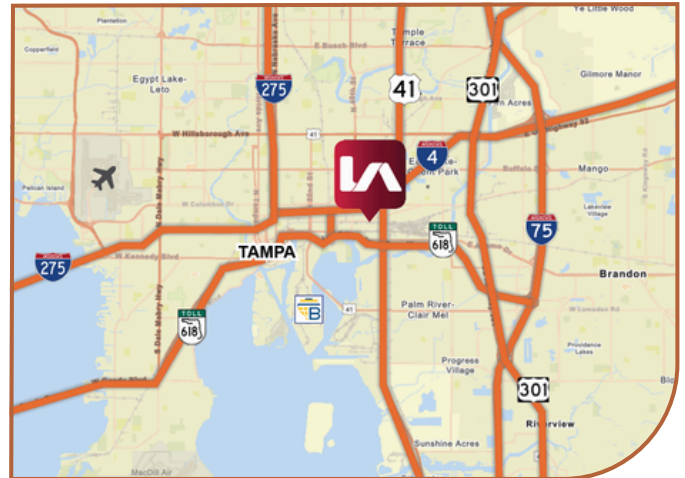


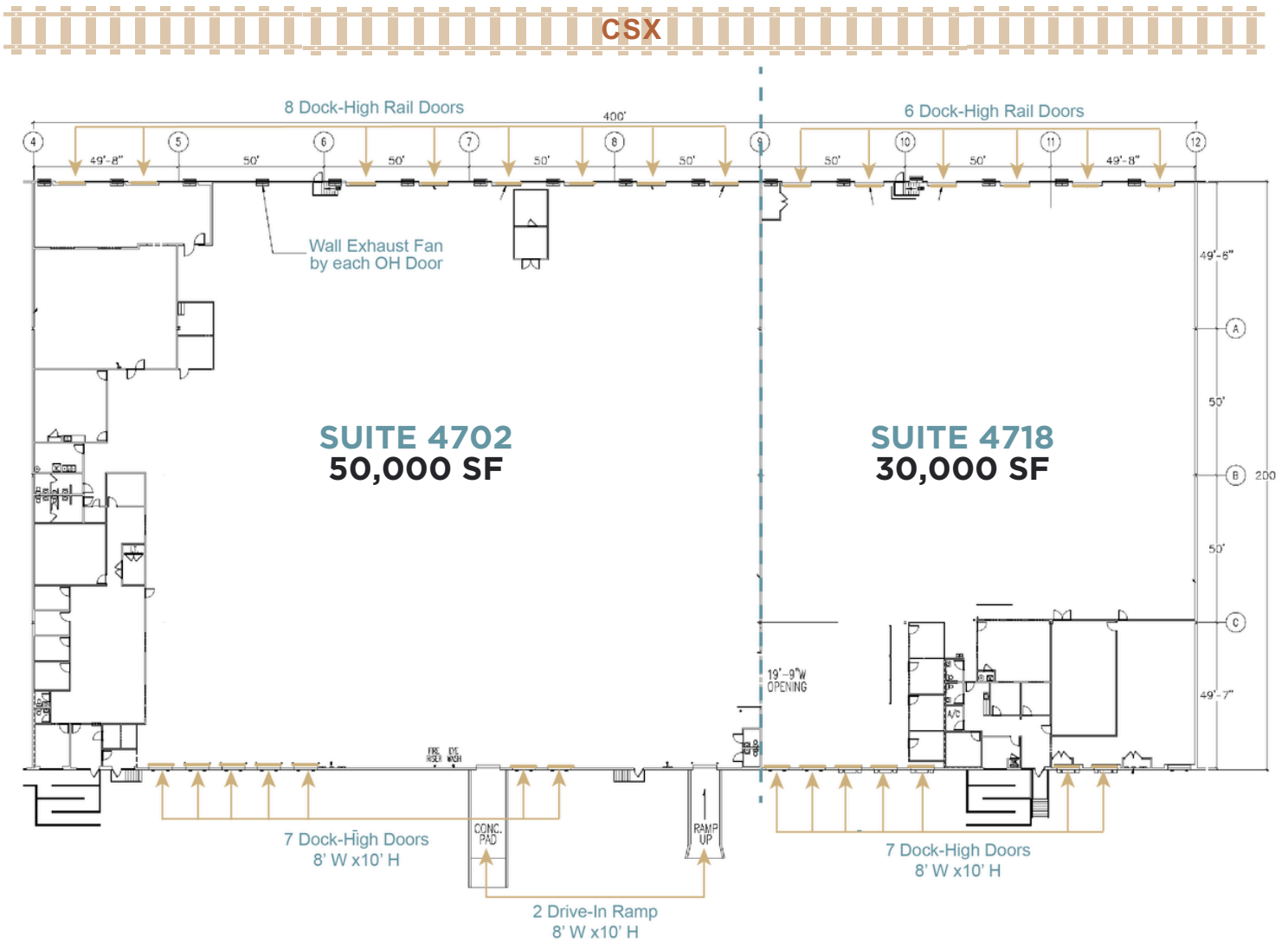
This is not an offer or acceptance of an offer to lease space. A lease will only be offered or made in a written agreement signed by landlord. No representation or warranty of any kind is made by landlord unless set forth in a written definitive lease executed by the landlord.

LOCATION OVERVIEW

Tampa Distribution Center, situated at 1212 N. 50th Street, Tampa, FL 33619, is an industrial property suited for warehousing and distribution users. This facility provides a solution for businesses in need of a strategically located and highly efficient distribution center within Tampa's industrial hub, offering immediate access to I-4, I-75, the Lee Roy Selmon Expressway, and Adamo Drive (SR 60).

- **SR 60**..... 0.3 miles | 1 minute
- **I-4**..... 0.8 miles | 3 minutes
- **U.S. Hwy. 301**..... 2.9 miles | 7 minutes
- **Selmon Expwy**..... 3 miles | 8 minutes
- **Port Tampa Bay**..... 4.9 miles | 12 minutes
- **I-75**..... 5.5 miles | 15 minutes
- **Tampa Int'l Airport**..... 10.5 miles | 32 minutes





BLDG 6 | SUITE 4702

TOTAL SF 50,000

OFFICE SF ± 8,477

OCCUPANCY Available October 1, 2024

CLEAR HEIGHT 20'

LOADING 7 Dock-High Doors, 2 Drive-in Ramps

RAIL 8 Dock-High Rail Doors

POWER 3 Phase, 208v

SPRINKLERS Wet Pipe

BLDG 6 | SUITE 4718

TOTAL SF 30,000

OFFICE SF ± 4,722

OCCUPANCY Available October 1, 2024

CLEAR HEIGHT 20'

LOADING 7 Dock-High Doors

RAIL 6 Dock-High Rail Doors

POWER 3 Phase, 208v

SPRINKLERS Wet Pipe

SUITE 4750
18,750 SF

FLOOR PLAN
COMING SOON!

BLDG 4 | SUITE 4750

TOTAL SF 18,750

OFFICE SF TBD

OCCUPANCY Available July 1, 2025

CLEAR HEIGHT 20'

LOADING 6 Dock-High Doors, Ability to add 1 additional

5 Grade-Level Doors

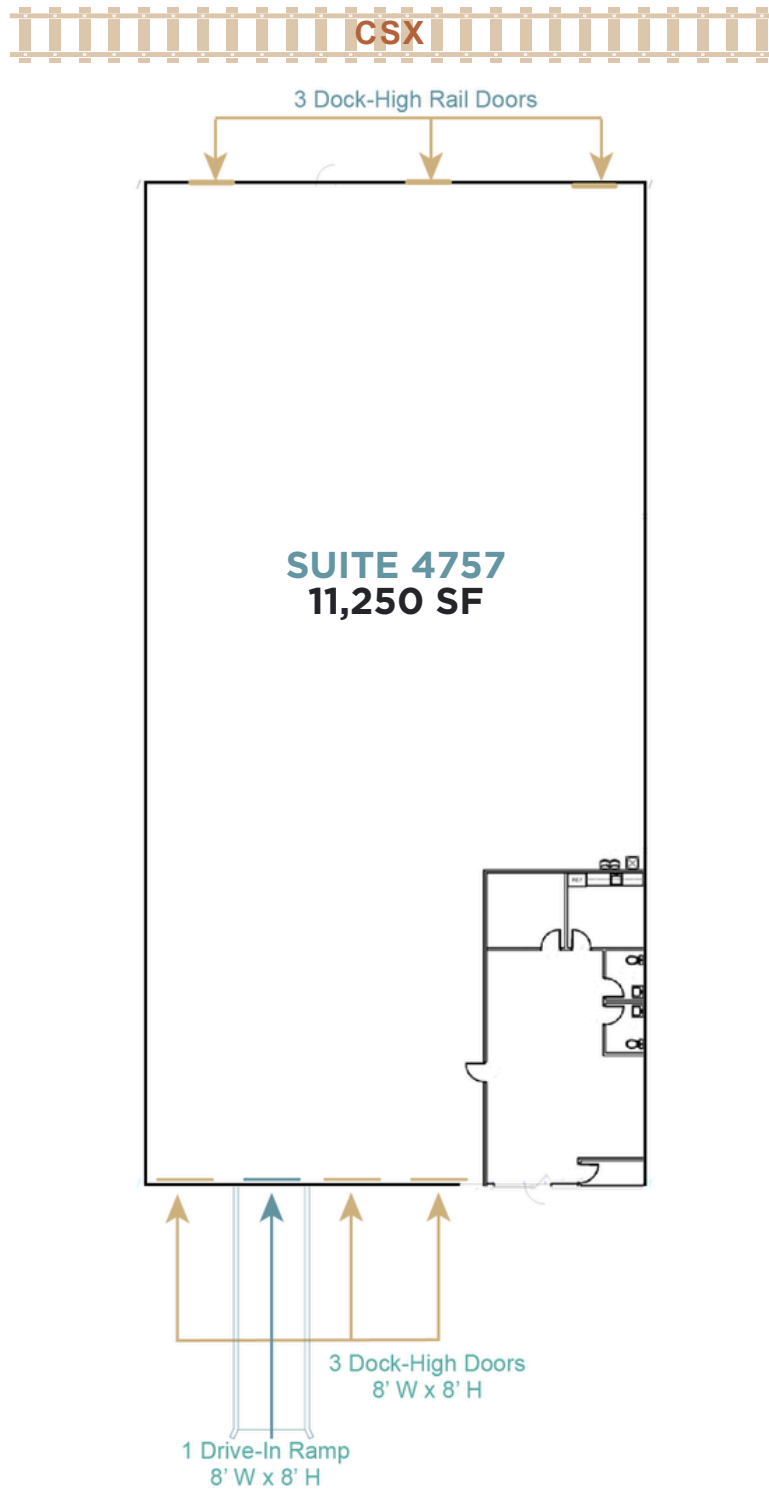
POWER 3 Phase, 277/480v, 400 Amp

SPRINKLERS Wet Pipe



BLDG 4 | SUITE 4780-82

TOTAL SF	15,000	LOADING	5 Dock-High Doors, 4 Grade-Level Doors
OFFICE SF	± 1,500	POWER	TBD
OCCUPANCY	Available Now	SPRINKLERS	Wet Pipe
CLEAR HEIGHT	20'		



BLDG 2 | SUITE 4757

TOTAL SF	11,250	LOADING	3 Dock-High Doors, 1 Drive-In Ramp
OFFICE SF	± 1,300	RAIL	3 Dock-High Rail Doors
OCCUPANCY	Available November 1, 2024	POWER	3 Phase, 120/240v, 100 Amp
CLEAR HEIGHT	20'	SPRINKLERS	Wet Pipe