

EXECUTIVE SUMMARY

• 1320 Culver Dr. NE Palm Bay, FL 32907



OFFERING SUMMARY

Available SF:	2,760 SF
Lease Rate:	\$16.00 SF/yr (\$4.84/NNN)
Lot Size:	2.0 Acres
Year Built:	2007
Building Size:	27,610 SF
Zoning:	CC
Submarket:	South Brevard

PROPERTY OVERVIEW

Beautiful flex space available in great location with rollup door at the rear of the space. Featuring ample parking, excellent visibility, and easy access. Plaza surrounded by dense residential in the Lockmar Area. Property is located near many national retailers and a central commercial district along Palm Bay Road.

High traffic counts:
11,300 (22) AADT on Culver Dr.
33,000 (22) AADT from Culver Dr. to I-95 ramp

LOCATION OVERVIEW

Located off NE Palm Bay Rd with dedicated stop light
Less than 1 mile from the I-95 interchange

JEFFERY T. ROBISON, CCIM

President | Broker
321.722.0707 X13
jeff@teamlbr.com

J. BLAKE ROBISON

Retail Sales And Leasing Advisor
321.722.0707 X18
blake@teamlbr.com

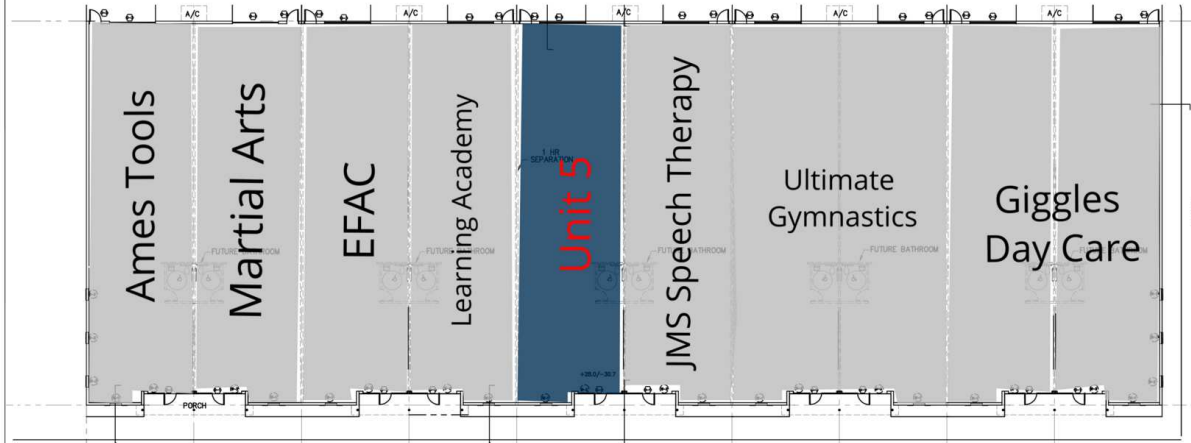
Lightle Beckner Robison, Inc.

321.722.0707 • teamlbr.com
70 W. Hibiscus Blvd.,
Melbourne, FL 32901

Information contained herein has been obtained through sources deemed reliable but cannot be guaranteed as to its accuracy. A purchaser or lessee is expected to verify all information to his/her own satisfaction. Zoning information subject to change and not warranted. Always confirm current requirements with local governing agencies.

PLANS

• 1320 Culver Dr. NE Palm Bay, FL 32907



LEGEND

Available

Unavailable

LEASE INFORMATION

Lease Type:	\$4.84/NNN	Lease Term:	Negotiable
Total Space:	2,760 SF	Lease Rate:	\$16.00 SF/yr

AVAILABLE SPACES

SUITE	TENANT	SIZE	TYPE	RATE	DESCRIPTION
Unit 5	Available	2,760 SF	\$4.84/NNN	\$16.00 SF/yr	Previous cross fit gym

JEFFERY T. ROBISON, CCIM

President | Broker
321.722.0707 X13
jeff@teamlbr.com

J. BLAKE ROBISON

Retail Sales And Leasing Advisor
321.722.0707 X18
blake@teamlbr.com

Lightle Beckner Robison, Inc.

321.722.0707 • teamlbr.com
70 W. Hibiscus Blvd.,
Melbourne, FL 32901

Information contained herein has been obtained through sources deemed reliable but cannot be guaranteed as to its accuracy. A purchaser or lessee is expected to verify all information to his/her own satisfaction. Zoning information subject to change and not warranted. Always confirm current requirements with local governing agencies.

RETAILER MAP

• 1320 Culver Dr. NE Palm Bay, FL 32907



JEFFERY T. ROBISON, CCIM
President | Broker
321.722.0707 X13
jeff@teamlbr.com

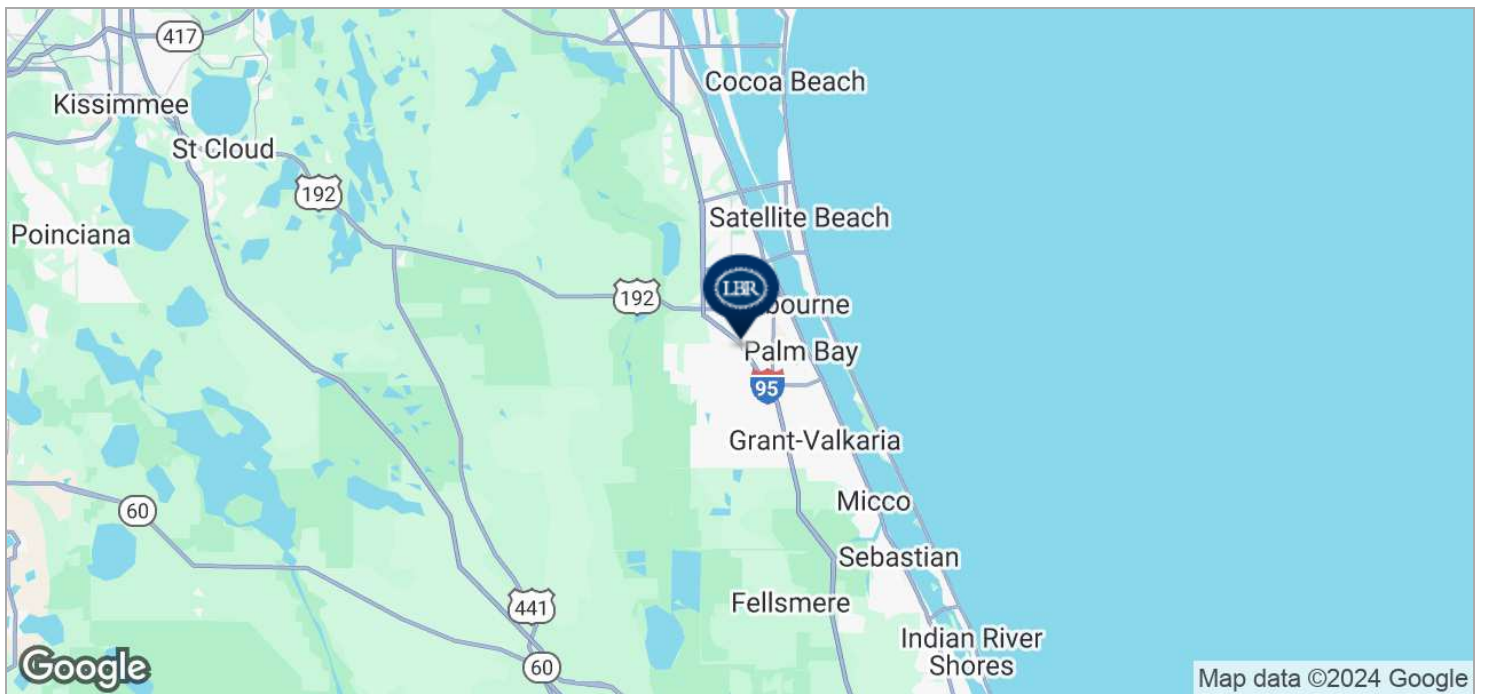
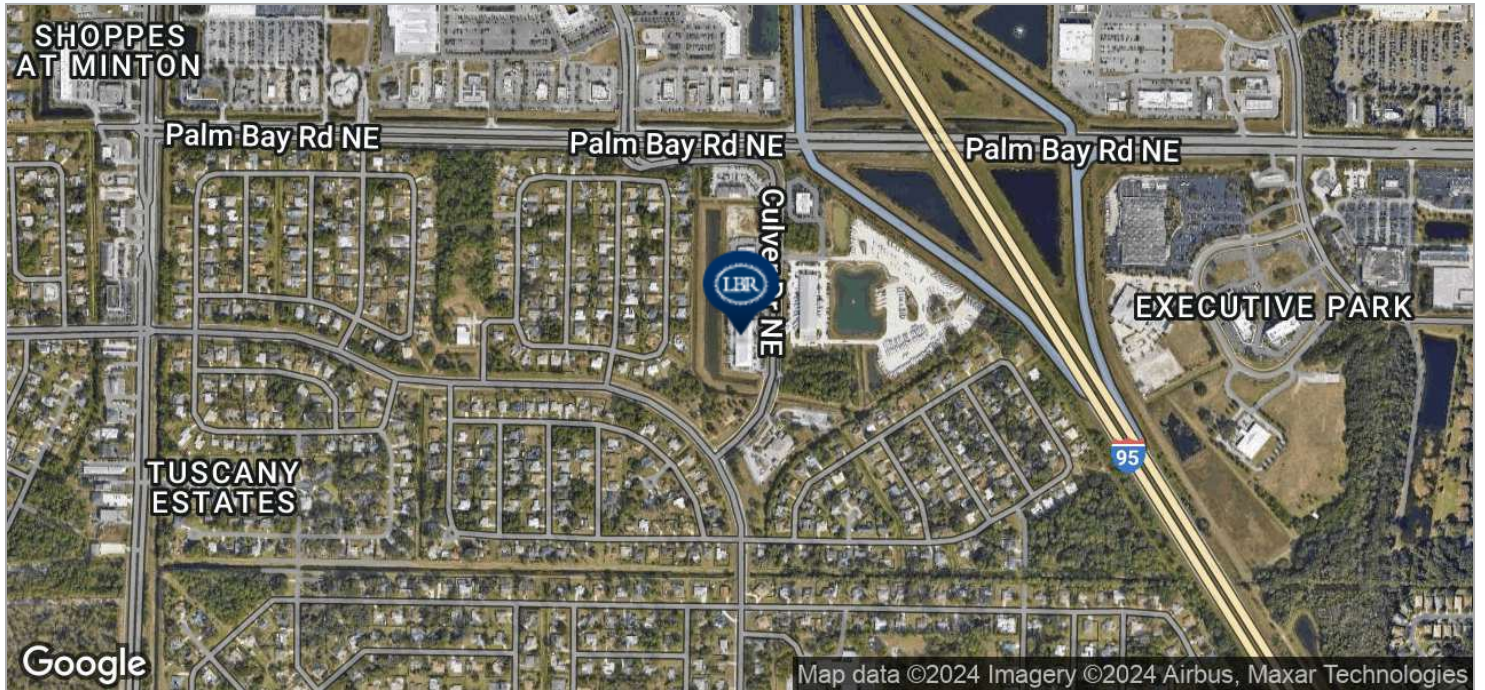
J. BLAKE ROBISON
Retail Sales And Leasing Advisor
321.722.0707 X18
blake@teamlbr.com

Lightle Beckner Robison, Inc.
321.722.0707 • teamlbr.com
70 W. Hibiscus Blvd.,
Melbourne, FL 32901

Information contained herein has been obtained through sources deemed reliable but cannot be guaranteed as to its accuracy. A purchaser or lessee is expected to verify all information to his/her own satisfaction. Zoning information subject to change and not warranted. Always confirm current requirements with local governing agencies.

LOCATION MAPS

• 1320 Culver Dr. NE Palm Bay, FL 32907



JEFFERY T. ROBISON, CCIM

President | Broker
321.722.0707 X13
jeff@teamlbr.com

J. BLAKE ROBISON

Retail Sales And Leasing Advisor
321.722.0707 X18
blake@teamlbr.com

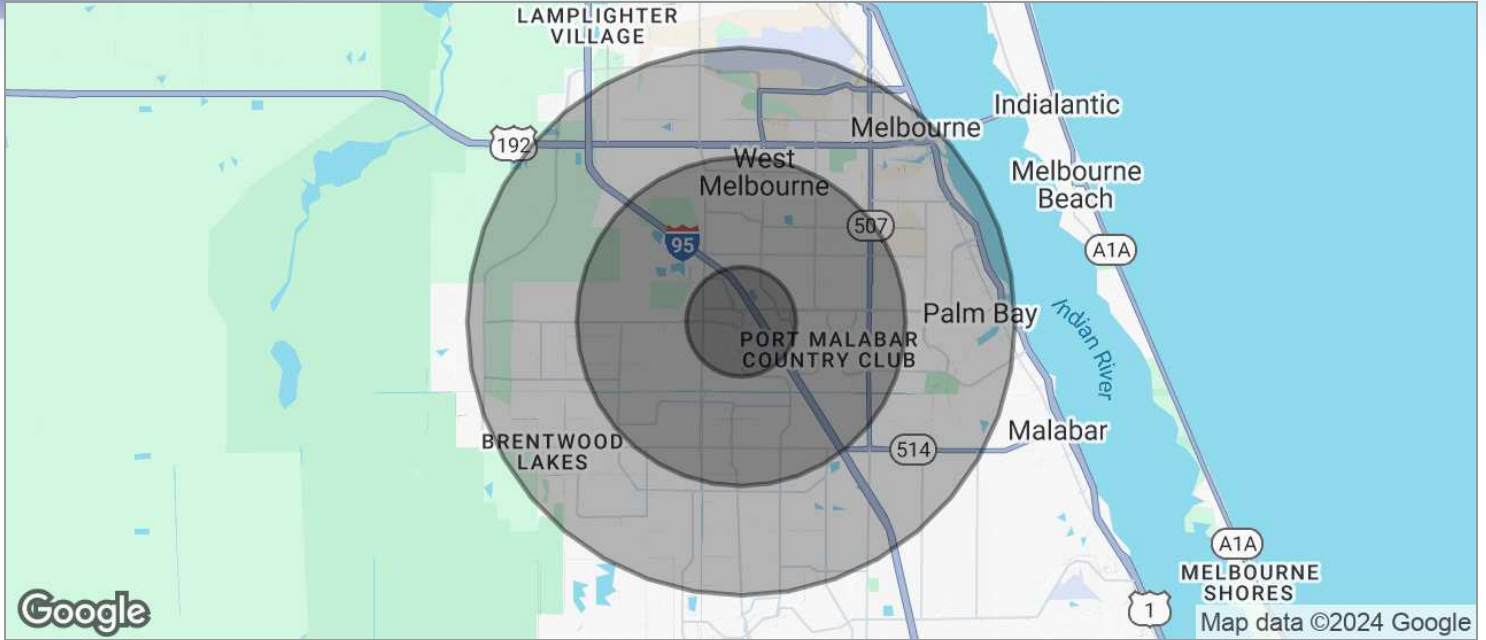
Lightle Beckner Robison, Inc.

321.722.0707 • teamlbr.com
70 W. Hibiscus Blvd.,
Melbourne, FL 32901

Information contained herein has been obtained through sources deemed reliable but cannot be guaranteed as to its accuracy. A purchaser or lessee is expected to verify all information to his/her own satisfaction. Zoning information subject to change and not warranted. Always confirm current requirements with local governing agencies.

DEMOGRAPHICS MAP

• 1320 Culver Dr. NE Palm Bay, FL 32907



POPULATION

	1 MILE	3 MILES	5 MILES
TOTAL POPULATION	6,018	71,115	141,071
MEDIAN AGE	46.3	43.8	43.7
MEDIAN AGE (MALE)	44.4	40.8	41.0
MEDIAN AGE (FEMALE)	44.0	46.0	45.5

HOUSEHOLDS & INCOME

	1 MILE	3 MILES	5 MILES
TOTAL HOUSEHOLDS	2,578	29,444	59,079
# OF PERSONS PER HH	2.3	2.4	2.4
AVERAGE HH INCOME	\$61,877	\$61,305	\$58,298
AVERAGE HOUSE VALUE	\$184,490	\$179,930	\$175,767

* Demographic data derived from 2020 ACS - US Census

JEFFERY T. ROBISON, CCIM

President | Broker
321.722.0707 X13
jeff@teamlbr.com

J. BLAKE ROBISON

Retail Sales And Leasing Advisor
321.722.0707 X18
blake@teamlbr.com

Lightle Beckner Robison, Inc.

321.722.0707 • teamlbr.com
70 W. Hibiscus Blvd.,
Melbourne, FL 32901

Information contained herein has been obtained through sources deemed reliable but cannot be guaranteed as to its accuracy. A purchaser or lessee is expected to verify all information to his/her own satisfaction. Zoning information subject to change and not warranted. Always confirm current requirements with local governing agencies.