

# Executive Industrial Park

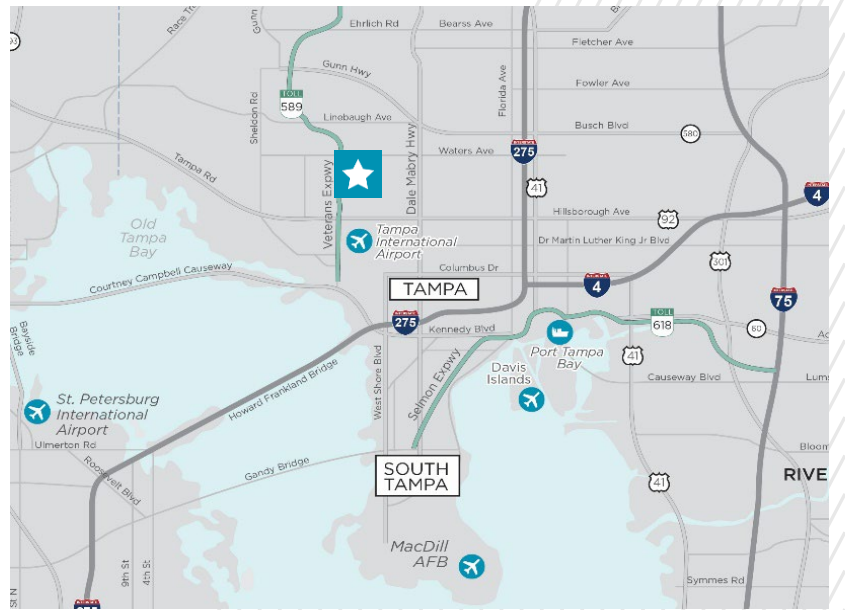
6203 Johns Road, Suites 7 & 8  
Tampa, FL 33634



**FOR LEASE**

## PROPERTY HIGHLIGHTS

- 6,776 SF
- 1 Ramped Drive-In Door
- 1 Dock High Door
- 15' Clear Height
- Parking: 2.00 / 1,000 SF
- 1.3 Miles from Veterans Expressway
- 5.5 Miles from Tampa International Airport



## Contact

**LISA ROSS, SIOR**  
+1 813 760 3209  
lisa.ross@cushwake.com

**JESSICA MIZRAHI, SIOR**  
+1 813 804 0886  
jessica.mizrahi@cushwake.com

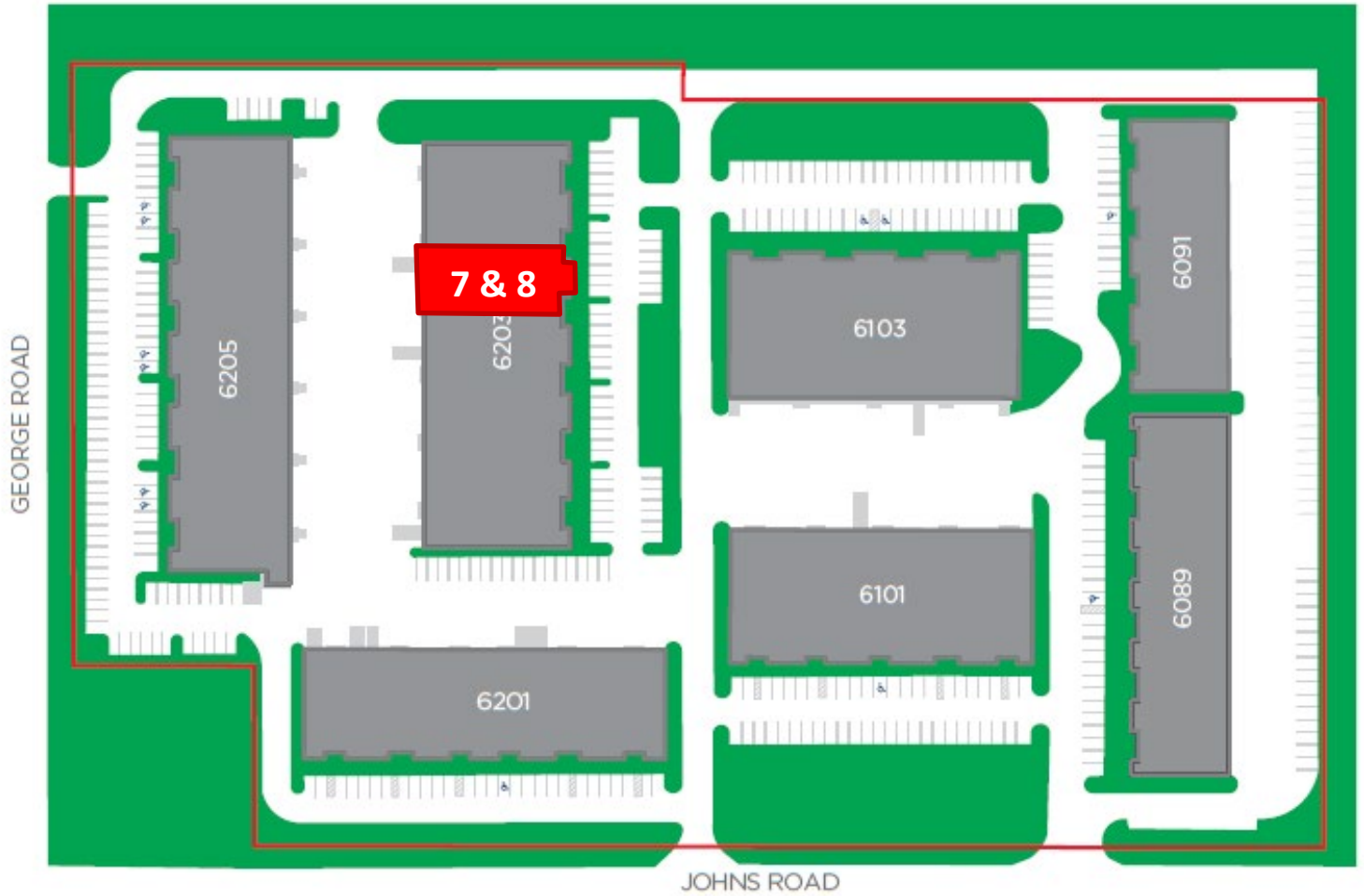
**TREY CARSWELL, SIOR**  
+1 813 230 6131  
trey.carswell@cushwake.com

**SAM KOROLOS**  
+1 704 989 1327  
sam.korolos@cushwake.com

**FOR LEASE**

# Executive Industrial Park

6023 Johns Road, Suites 7 & 8  
Tampa, FL 33634



SUITE	TOTAL SF	CLEAR HEIGHT	LOADING	OCCUPANCY
6203- 7&8	6,776	16'	1 Ramped Drive-In 1 Dock High	immediate

## Contact

**LISA ROSS, SIOR**  
+1 813 760 3209  
[lisa.ross@cushwake.com](mailto:lisa.ross@cushwake.com)

**JESSICA MIZRAHI, SIOR**  
+1 813 804 0886  
[jessica.mizrahi@cushwake.com](mailto:jessica.mizrahi@cushwake.com)

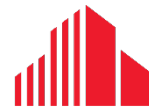
**TREY CARSWELL, SIOR**  
+1 813 230 6131  
[trey.carswell@cushwake.com](mailto:trey.carswell@cushwake.com)

**SAM KOROLOS**  
+1 704 989 1327  
[sam.korolos@cushwake.com](mailto:sam.korolos@cushwake.com)


**FOR LEASE**

# Executive Industrial Park

6203 Johns Road, Suites 7 & 8  
Tampa, FL 33634



**CUSHMAN &  
WAKEFIELD**



**Building 6203 Suite 7&8**  
**6,776 SF**

## Contact

**LISA ROSS, SIOR**

+1 813 760 3209

[lisa.ross@cushwake.com](mailto:lisa.ross@cushwake.com)

**JESSICA MIZRAHI, SIOR**

+1 813 804 0886

[jessica.mizrahi@cushwake.com](mailto:jessica.mizrahi@cushwake.com)

**TREY CARSWELL, SIOR**

+1 813 230 6131

[trey.carswell@cushwake.com](mailto:trey.carswell@cushwake.com)

**SAM KOROLOS**

+1 704 989 1327

[sam.korolos@cushwake.com](mailto:sam.korolos@cushwake.com)