

FOR LEASE

Owned and Operated by



Tampa Distribution Center

Building 6: 4702-4718 Transport Drive, Tampa, FL

30,000-80,000 SF



**LEASING INFO
& CONTACT**

Jessica Mizrahi, SIOR

(813) 204-5323 / jessica.mizrahi@cushwake.com

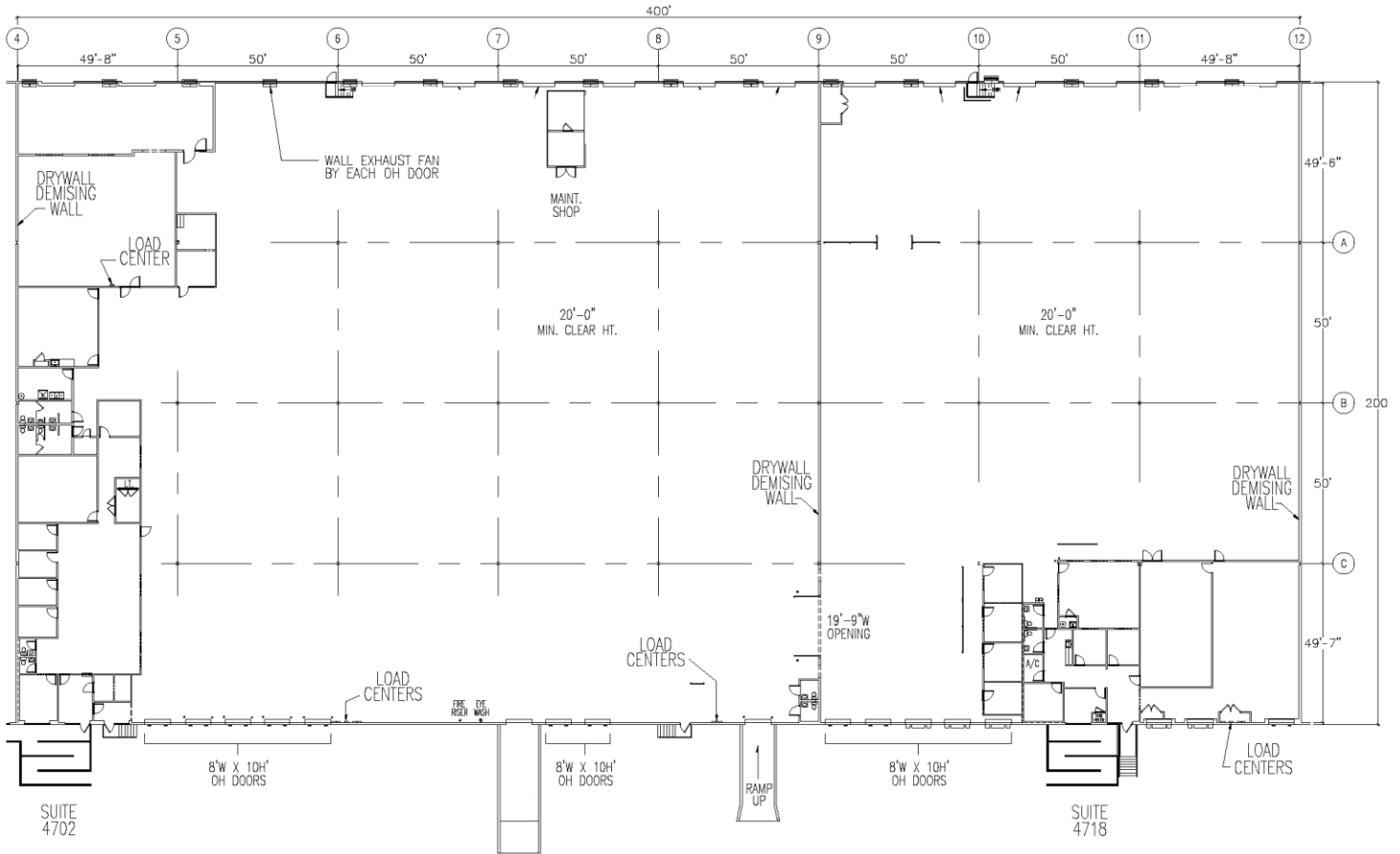
Lisa Ross, SIOR

(813) 424-3211 / lisa.ross@cushwake.com

Sam Korolos

(704) 989-1327 / sam.korolos@cushwake.com

Suites 4702-4718



PROPERTY HIGHLIGHTS

TOTAL SF 80,000 SF

OFFICE SF 13,199 SF

SPRINKLERS Fully sprinklered with wet pipe system

POWER 3 Phase / 208v

OCCUPANCY July 1, 2024

CLEAR HEIGHT 20'

LOADING 12 Dock High Doors
2 Drive-in Ramps

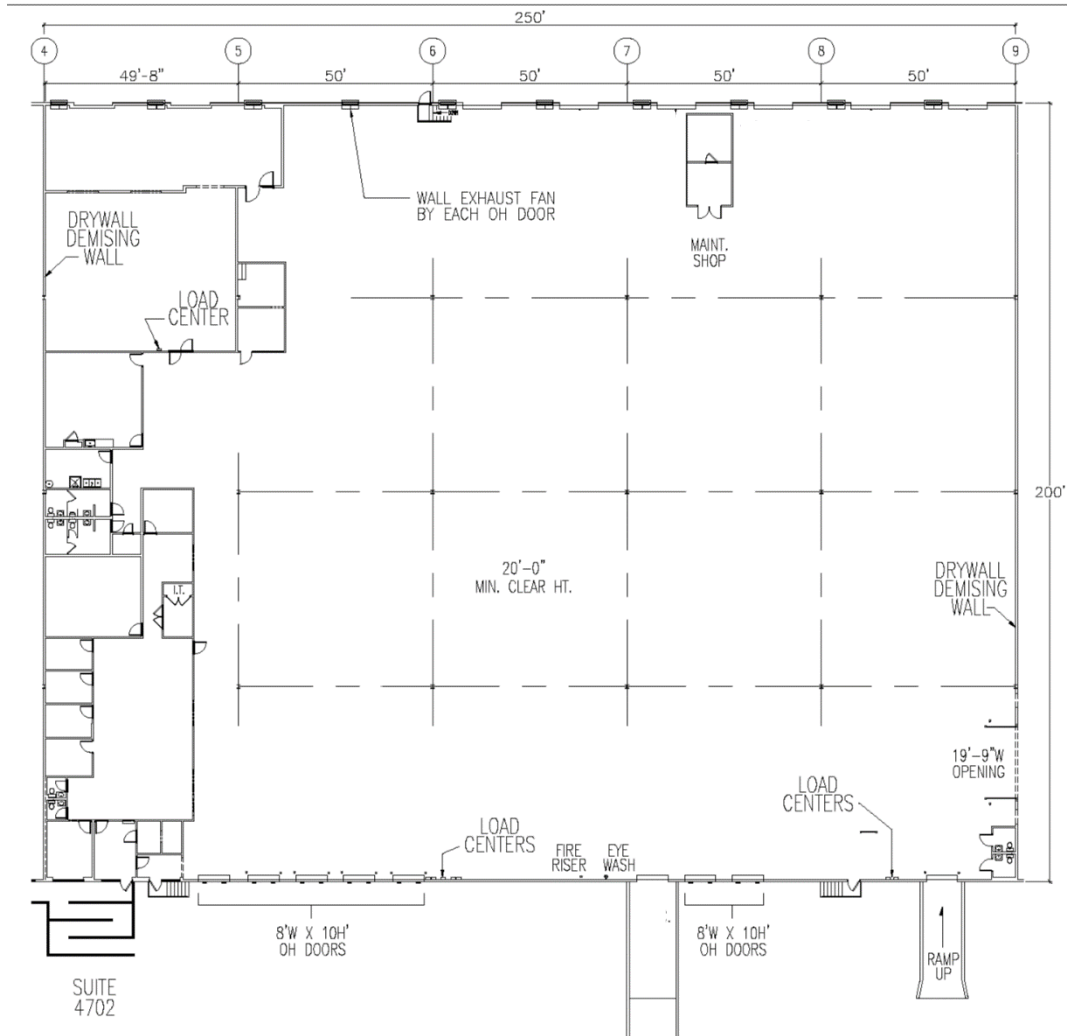
RAIL Potential for Rail Access

AREA AMENITIES

Centrally located in the East Tampa Submarket on 50th St

Immediate access to I-4, I-75, The Lee Roy Selmon Expressway, and Adamo Drive (SR 60)

Suite 4702



PROPERTY HIGHLIGHTS

TOTAL SF 50,000 SF

OFFICE SF 8,477 SF

SPRINKLERS Fully sprinklered with wet pipe system

POWER 3 Phase / 208v

OCCUPANCY July 1, 2024

CLEAR HEIGHT 20'

LOADING 7 Dock High Doors
2 Drive-in Ramps

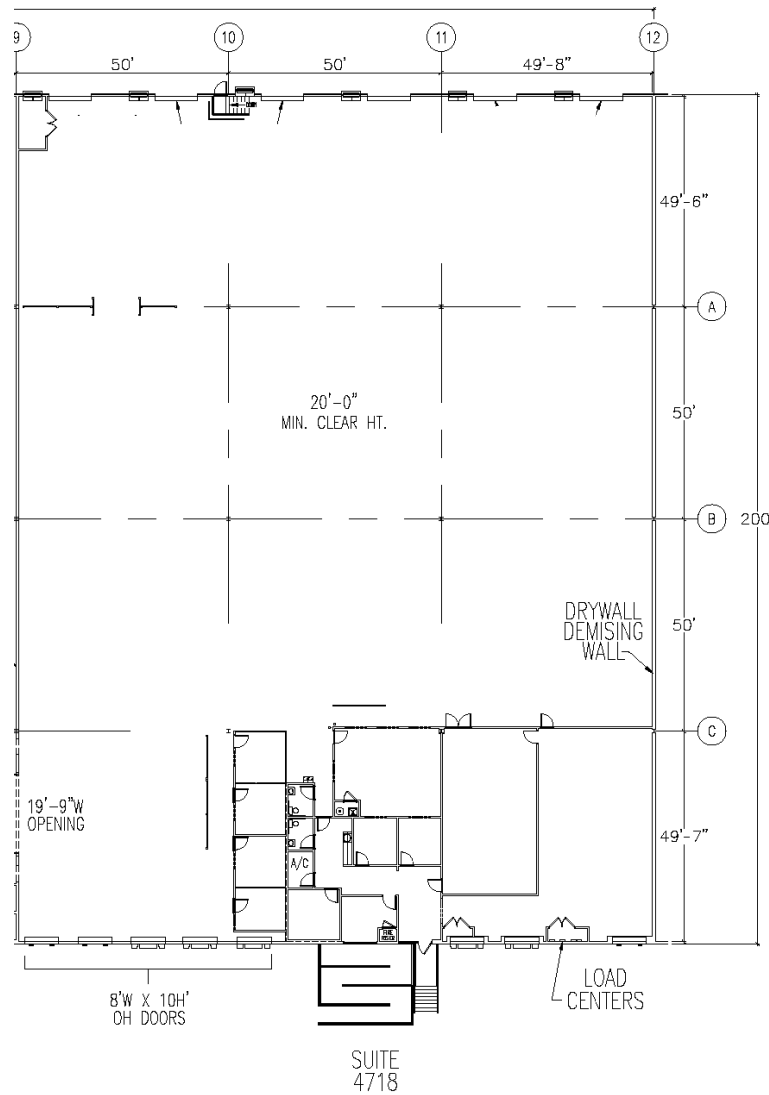
RAIL Potential for Rail Access

AREA AMENITIES

Centrally located in the East Tampa Submarket on 50th St

Immediate access to I-4, I-75, The Lee Roy Selmon Expressway, and Adamo Drive (SR 60)

Suite 4718



PROPERTY HIGHLIGHTS

TOTAL SF 30,000 SF

OFFICE SF 4,722 SF

SPRINKLERS Fully sprinklered with wet pipe system

POWER 3 Phase / 208v

OCCUPANCY July 1, 2024

CLEAR HEIGHT 20'

LOADING 5 Dock High Doors

RAIL Potential for Rail Access

AREA AMENITIES

Centrally located in the East Tampa Submarket on 50th St

Immediate access to I-4, I-75, The Lee Roy Selmon Expressway, and Adamo Drive (SR 60)