



DEVELOPED BY:
ARVO
VENTURES
VIBHOR MEHROTRA

SHOPS AT HERO WAY PHASE II

BETWEEN US-183 & BAGDAD RD & HERO WAY WEST / FM-2243
11700 Hero Way West, Leander, TX 78641



FOR LEASE

AVAILABLE SPACE
17,095 SF

LEASE RATE
Call for Pricing

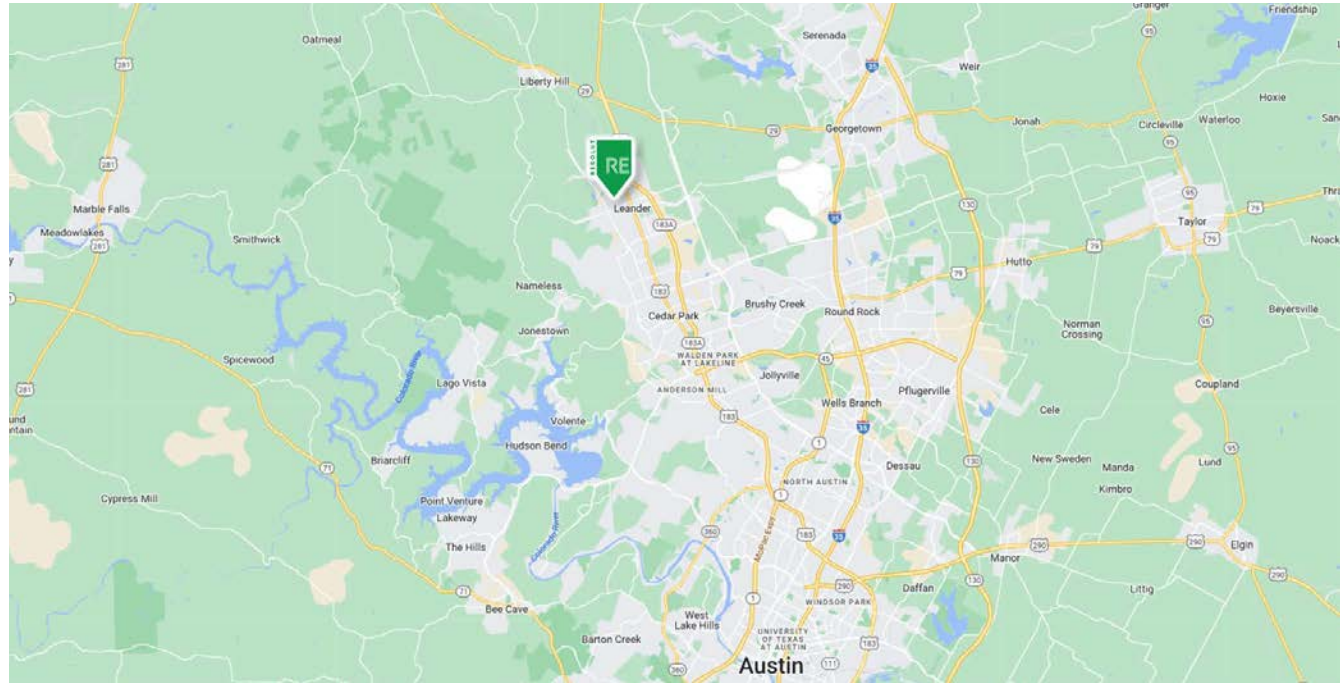
Davis Paone
dpaone@resolutre.com
512.474.5557

Janice Landers, CCIM
janice@resolutre.com
512.535.0262

The information contained herein was obtained from sources deemed reliable; however, RESOLUT RE makes no guaranties, warranties or representations to the completeness or accuracy thereof. The presentation of this real estate information is subject to errors; omissions; change of price; prior sale or lease; or withdrawal without notice. RESOLUT RE, which provides real estate brokerage services, is a division of Reliance Retail, LLC, a Texas Limited Liability Company.

PROPERTY HIGHLIGHTS

- Delivery- Q1 2025
- Drive-thru Available
- Highly visible, high-traffic area
- Leander is now the 3rd fastest-growing city (over 50,000) in the country with a growth rate of over 11% (16 people per day)
- Leander is #1 in Texas for the best place to raise a family
- 379.4% New single-family permit growth in the past 7 years
- Located on a retail corridor in Leander near HEB Plus- the 3rd largest HEB store in Texas
- Near the metro station
- 238 unit luxury apartments now open. 1000 +/- residents now in walking distance to center



AREA TRAFFIC GENERATORS





Davis Paone
dpaone@resolutre.com | 512.474.5557

Janice Landers, CCIM
janice@resolutre.com | 512.535.0262

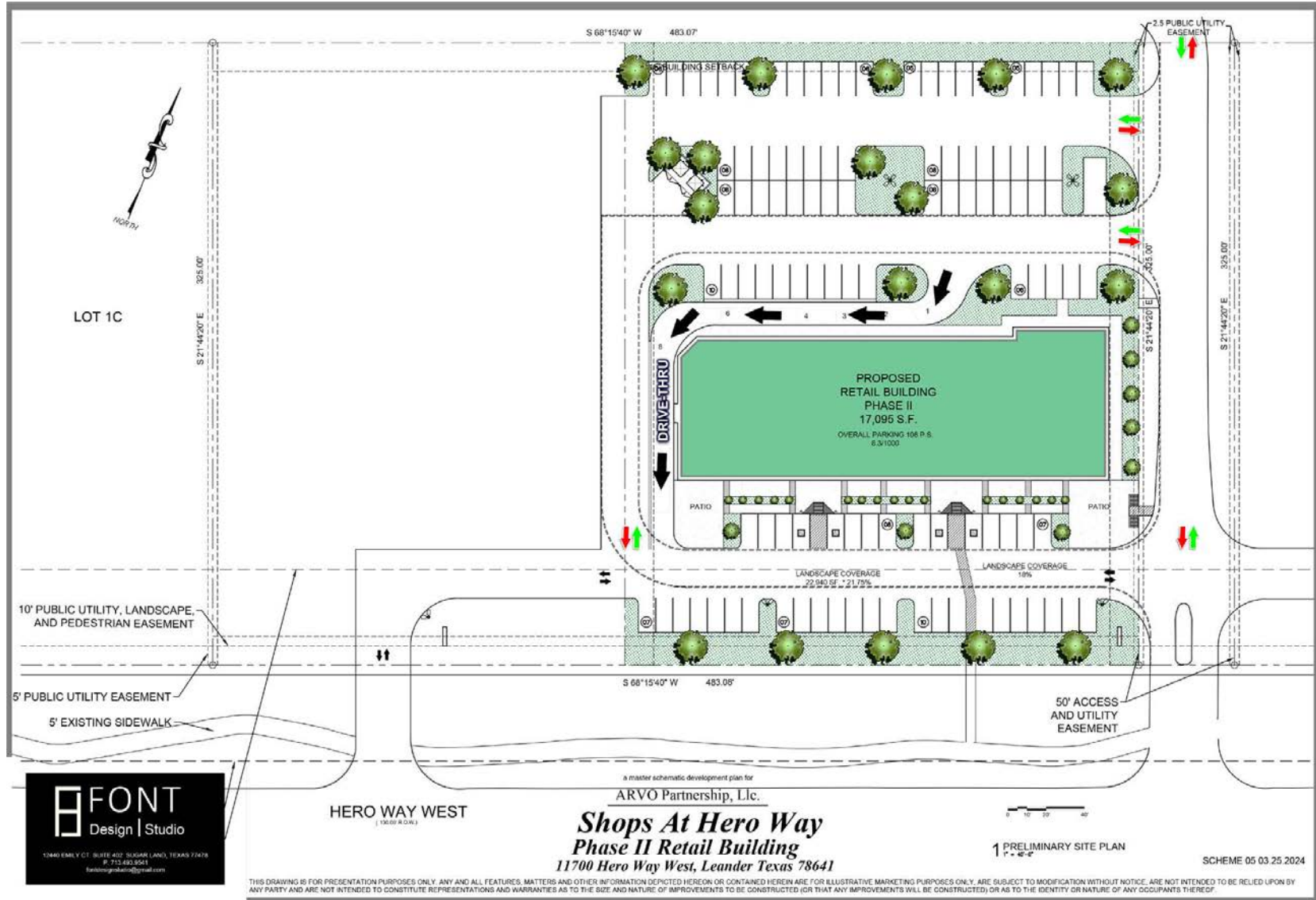
DEMOGRAPHIC SNAPSHOT 2023

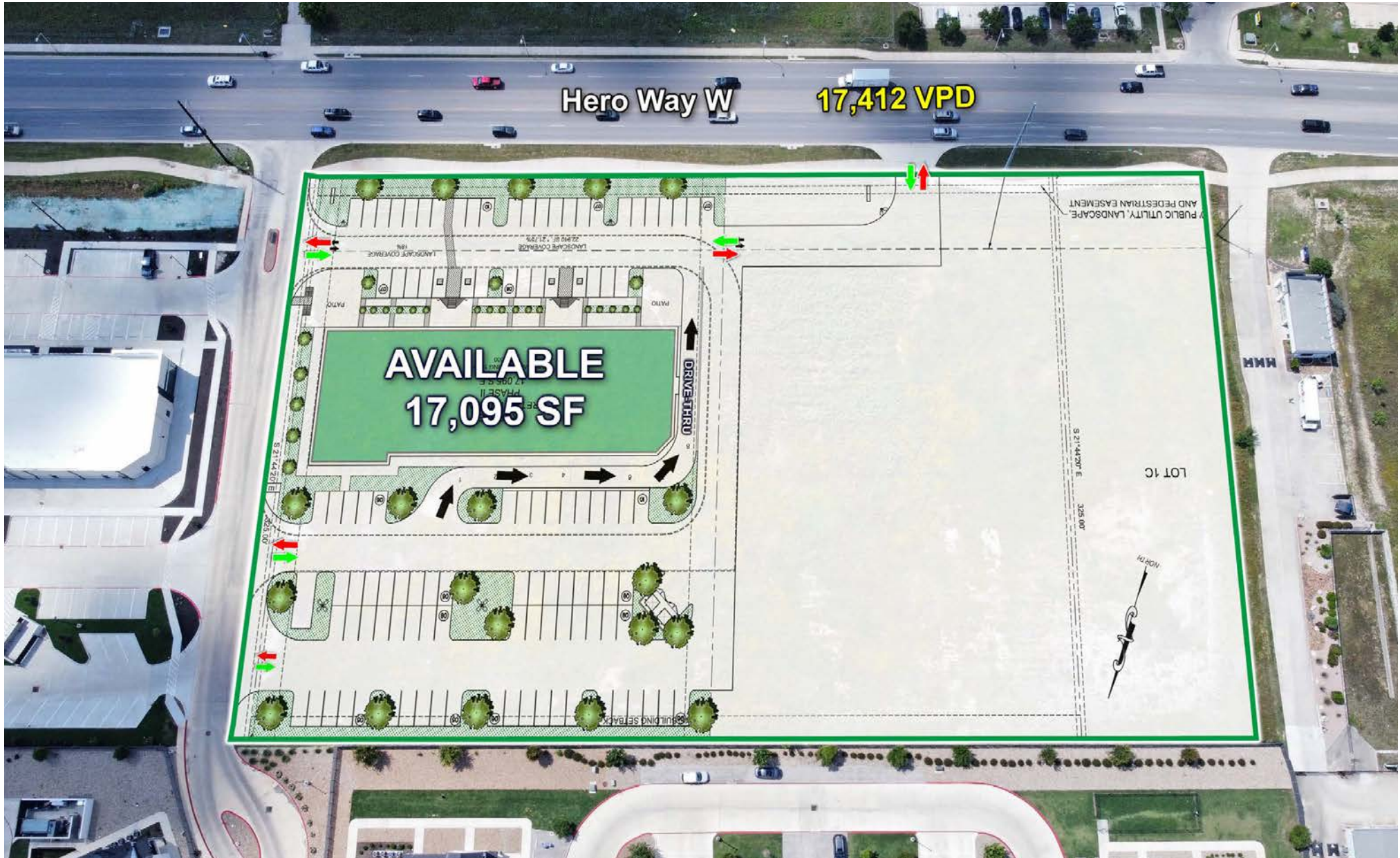
 **54,273**
POPULATION
3-MILE RADIUS

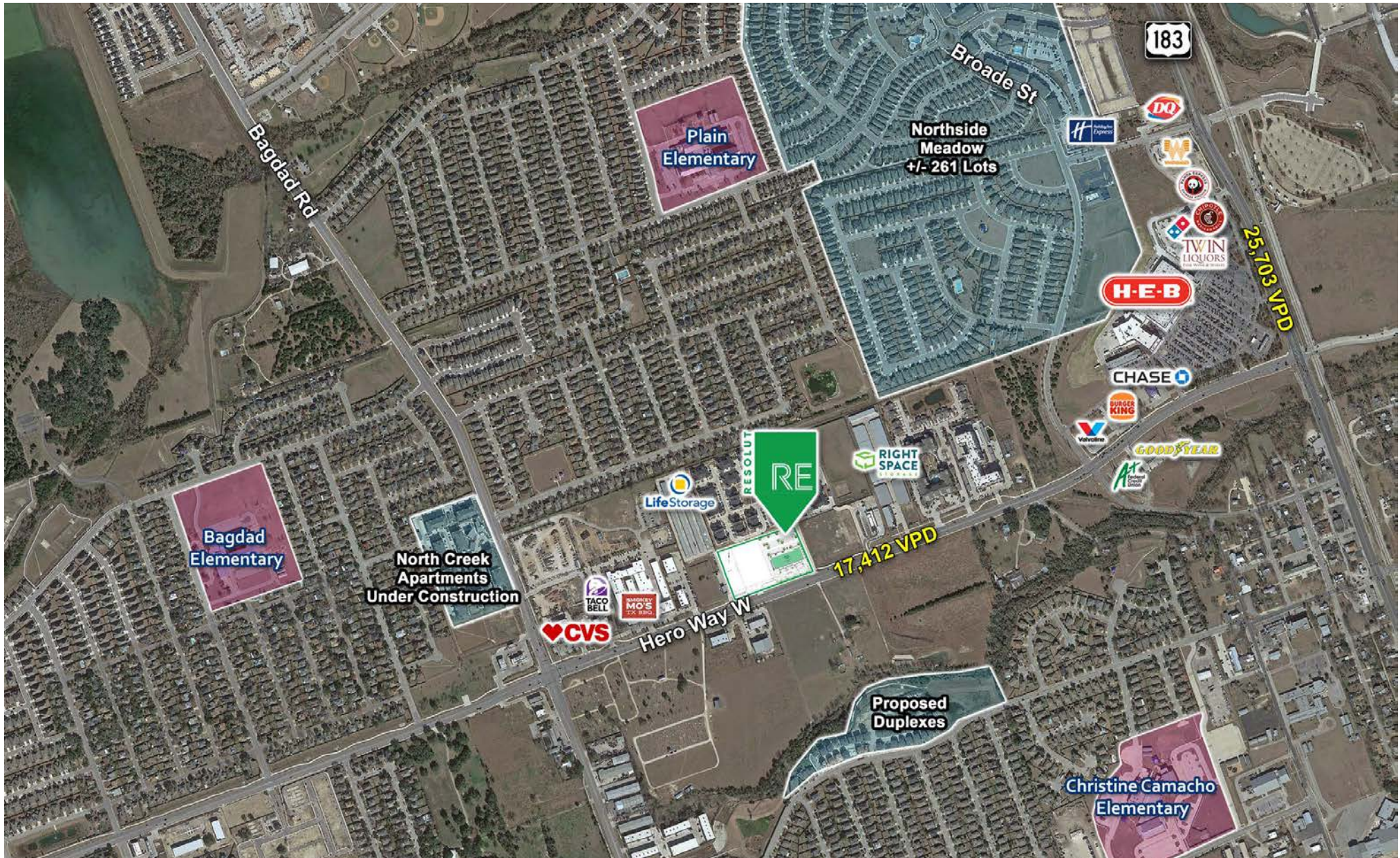
 **\$134,667.00**
AVG HH INCOME
3-MILE RADIUS

 **16,680**
DAYTIME POPULATION
3-MILE RADIUS

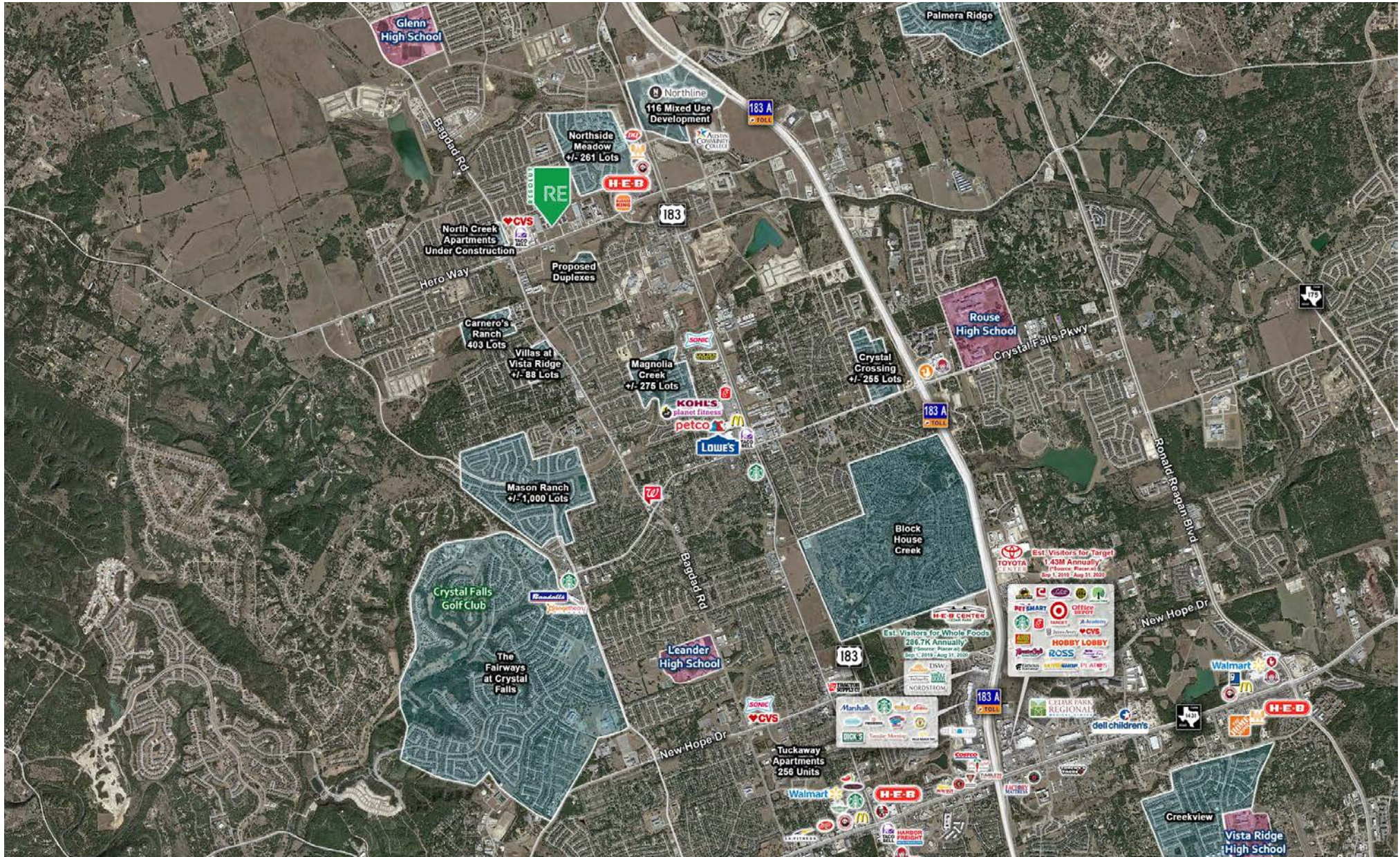
 **TRAFFIC COUNTS**
Hero Way W: 17,412 VPD
US-183: 25,703 VPD
(Costar 2021)





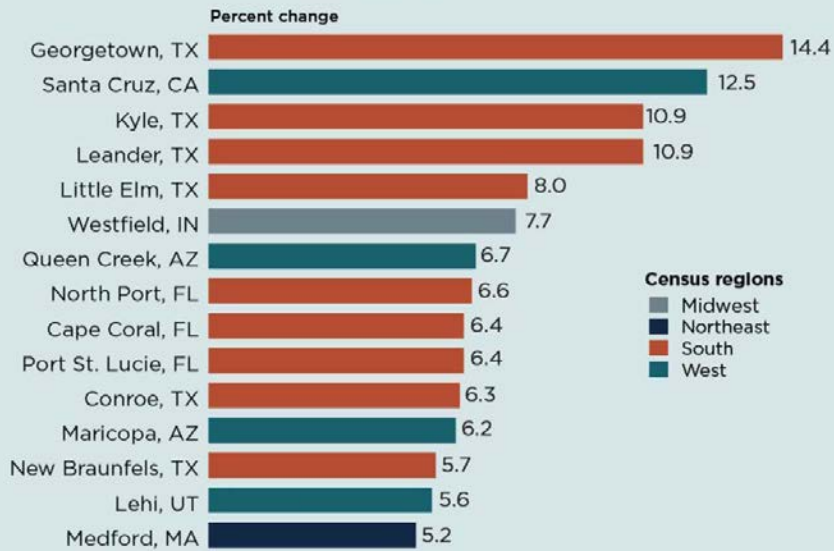


SHOPS AT HERO WAY PHASE II | 11700 Hero Way West, Leander, TX 78641



Heading South

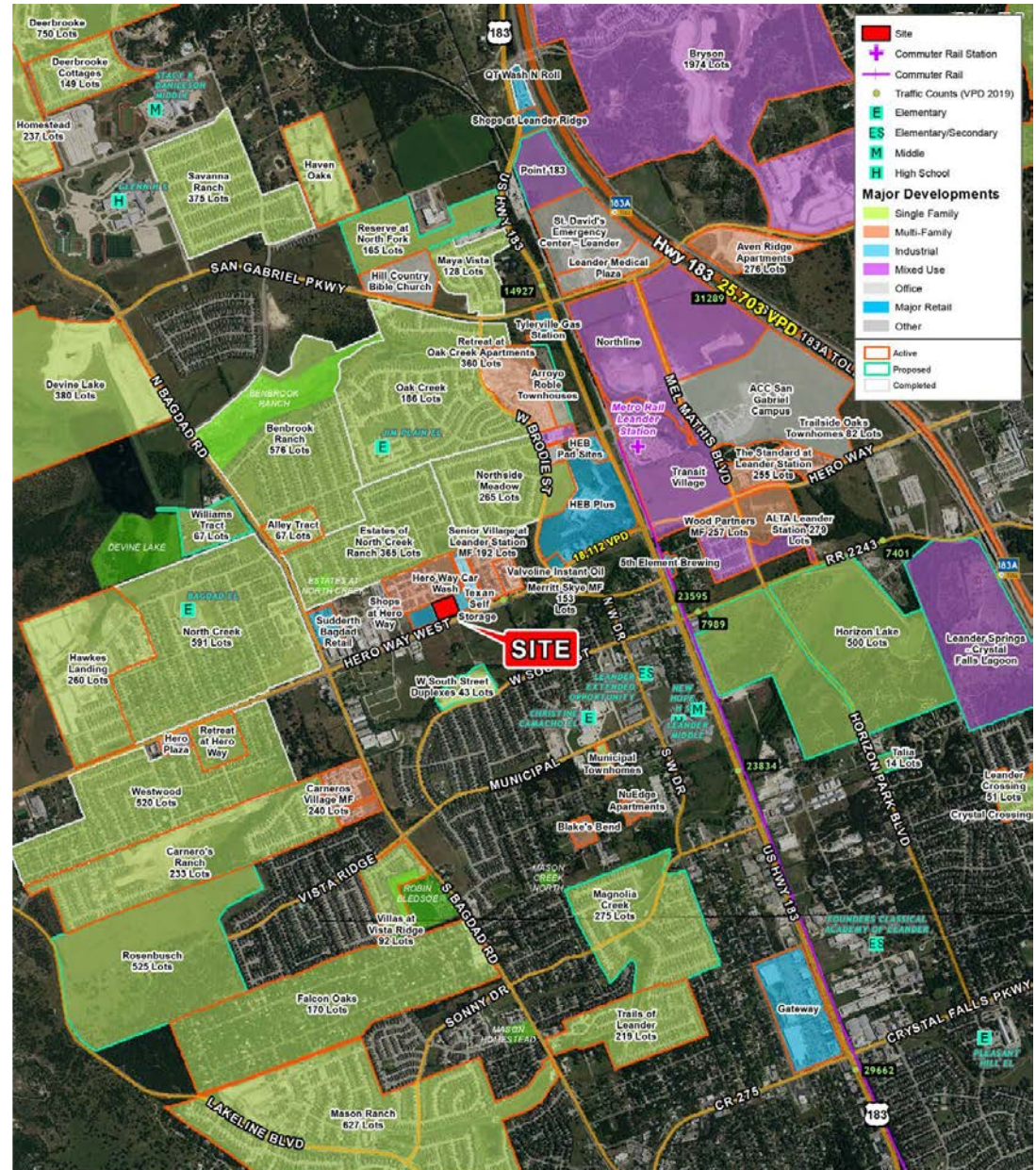
15 Fastest-Growing Large Cities in the United States:
July 1, 2021—July 1, 2022



Census regions

- Midwest
- Northeast
- South
- West

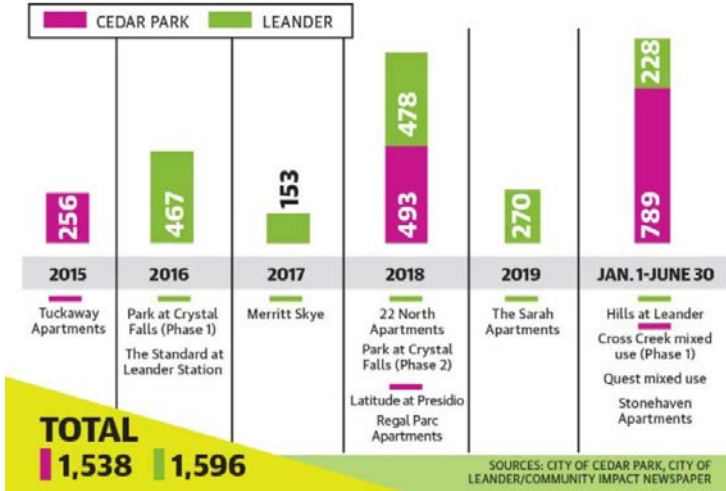
Note: "Large Cities" were those with populations of 50,000 or more on July 1, 2021.





CONSTRUCTION HISTORY

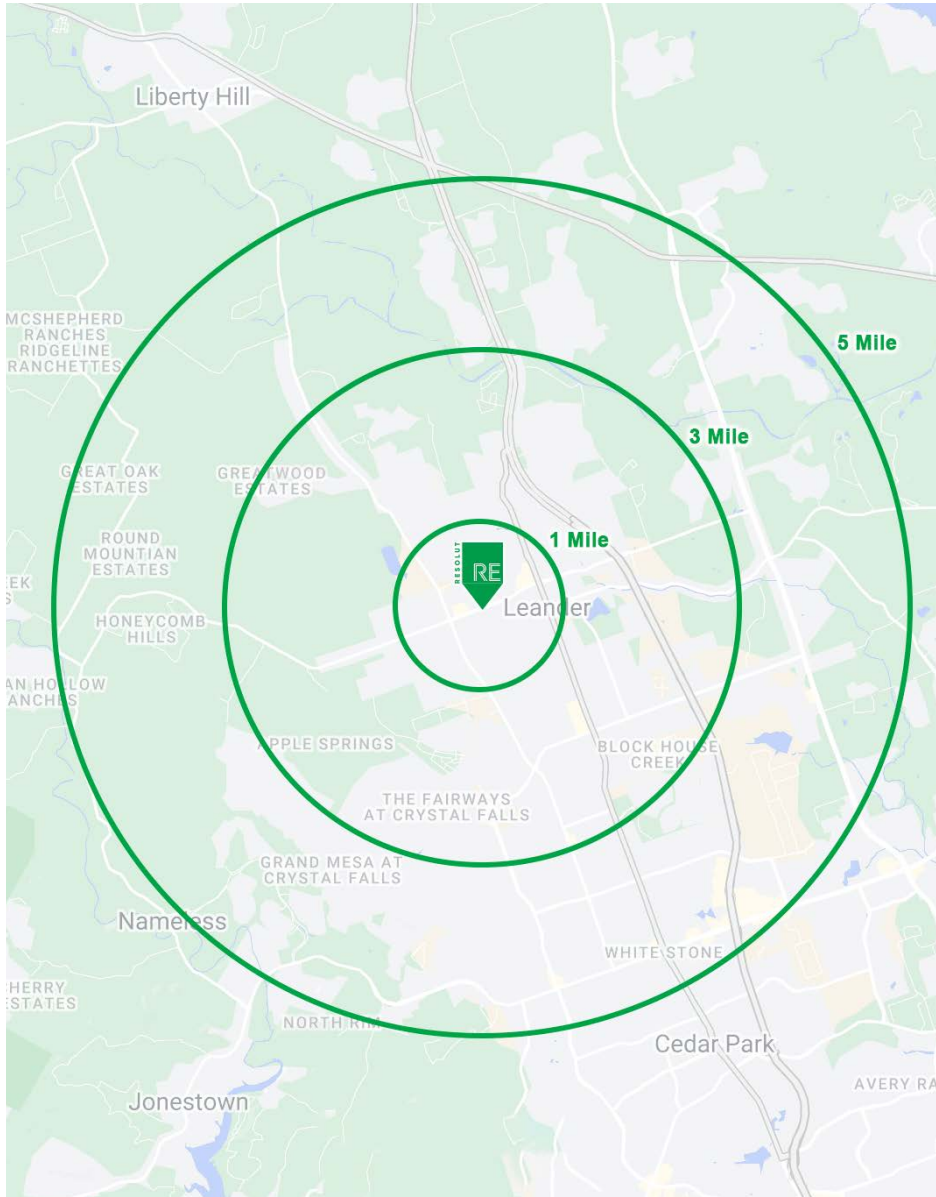
Cedar Park and Leander have built 3,134 apartment units since 2015, according to data from both cities.





DEVELOPED BY:
ARVO VENTURES
 VIBHOR MEHROTRA

SHOPS AT HERO WAY PHASE II | 11700 Hero Way West, Leander, TX 78641



11620 Hero Way W Leander, TX 78641	1 mi radius	3 mi radius	5 mi radius
Population			
Estimated Population (2023)	14,757	54,273	113,132
Projected Population (2028)	17,614	64,808	134,197
Census Population (2020)	13,162	48,480	100,658
Census Population (2010)	7,694	29,784	56,205
Projected Annual Growth (2023-2028)	2,857 3.9%	10,535 3.9%	21,065 3.7%
Historical Annual Growth (2020-2023)	1,595 -	5,794 4.0%	12,475 4.1%
Historical Annual Growth (2010-2020)	5,468 7.1%	18,696 6.3%	44,452 7.9%
Estimated Population Density (2023)	4,700 <i>psm</i>	1,920 <i>psm</i>	1,441 <i>psm</i>
Trade Area Size	3.1 <i>sq mi</i>	28.3 <i>sq mi</i>	78.5 <i>sq mi</i>
Households			
Estimated Households (2023)	4,918	18,506	39,083
Projected Households (2028)	6,112	23,017	48,279
Census Households (2020)	4,337	16,294	34,302
Census Households (2010)	2,428	9,645	18,842
Projected Annual Growth (2023-2028)	1,193 4.9%	4,511 4.9%	9,196 4.7%
Historical Annual Change (2010-2023)	2,490 7.9%	8,861 7.1%	20,241 8.3%
Average Household Income			
Estimated Average Household Income (2023)	\$125,727	\$134,667	\$142,483
Projected Average Household Income (2028)	\$105,697	\$113,290	\$121,546
Census Average Household Income (2010)	\$64,234	\$73,335	\$78,152
Census Average Household Income (2000)	\$62,606	\$64,667	\$67,387
Projected Annual Change (2023-2028)	-\$20,030 -3.2%	-\$21,377 -3.2%	-\$20,936 -2.9%
Historical Annual Change (2000-2023)	\$63,122 4.4%	\$70,000 4.7%	\$75,096 4.8%
Median Household Income			
Estimated Median Household Income (2023)	\$104,769	\$113,099	\$119,265
Projected Median Household Income (2028)	\$100,616	\$110,520	\$117,000
Census Median Household Income (2010)	\$60,144	\$67,485	\$70,683
Census Median Household Income (2000)	\$52,809	\$55,852	\$59,360
Projected Annual Change (2023-2028)	-\$4,153 -0.8%	-\$2,579 -0.5%	-\$2,266 -0.4%
Historical Annual Change (2000-2023)	\$51,960 4.3%	\$57,247 4.5%	\$59,905 4.4%
Per Capita Income			
Estimated Per Capita Income (2023)	\$41,906	\$45,924	\$49,247
Projected Per Capita Income (2028)	\$36,676	\$40,240	\$43,749
Census Per Capita Income (2010)	\$20,272	\$23,752	\$26,197
Census Per Capita Income (2000)	\$20,499	\$21,165	\$22,038
Projected Annual Change (2023-2028)	-\$5,230 -2.5%	-\$5,684 -2.5%	-\$5,499 -2.2%
Historical Annual Change (2000-2023)	\$21,406 4.5%	\$24,759 5.1%	\$27,209 5.4%
Estimated Average Household Net Worth (2023)	\$545,037	\$662,333	\$745,127

The information contained herein was obtained from sources deemed reliable; however, RESOLUT RE makes no guaranties, warranties or representations to the completeness or accuracy thereof. The presentation of this real estate information is subject to errors; omissions; change of price; prior sale or lease; or withdrawal without notice. RESOLUT RE, which provides real estate brokerage services, is a division of Reliance Retail, LLC, a Texas Limited Liability Company.



Information About Brokerage Services

Texas law requires all real estate license holders to give the following information about brokerage services to prospective buyers, tenants, sellers and landlords.

TYPES OF REAL ESTATE LICENSE HOLDERS:

- A BROKER is responsible for all brokerage activities, including acts performed by sales agents sponsored by the broker.
- A SALES AGENT must be sponsored by a broker and works with clients on behalf of the broker.

A BROKER’S MINIMUM DUTIES REQUIRED BY LAW (A client is the person or party that the broker represents):

- Put the interests of the client above all others, including the broker’s own interests;
- Inform the client of any material information about the property or transaction received by the broker;
- Answer the client’s questions and present any offer to or counter-offer from the client; and
- Treat all parties to a real estate transaction honestly and fairly.

A LICENSE HOLDER CAN REPRESENT A PARTY IN A REAL ESTATE TRANSACTION:

AS AGENT FOR OWNER (SELLER/LANDLORD): The broker becomes the property owner's agent through an agreement with the owner, usually in a written listing to sell or property management agreement. An owner's agent must perform the broker's minimum duties above and must inform the owner of any material information about the property or transaction known by the agent, including information disclosed to the agent or subagent by the buyer or buyer's agent.

AS AGENT FOR BUYER/TENANT: The broker becomes the buyer/tenant's agent by agreeing to represent the buyer, usually through a written representation agreement. A buyer's agent must perform the broker's minimum duties above and must inform the buyer of any material information about the property or transaction known by the agent, including information disclosed to the agent by the seller or seller's agent.

AS AGENT FOR BOTH - INTERMEDIARY: To act as an intermediary between the parties the broker must first obtain the written agreement of each party to the transaction. The written agreement must state who will pay the broker and, in conspicuous bold or underlined print, set forth the broker's obligations as an intermediary. A broker who acts as an intermediary:

- Must treat all parties to the transaction impartially and fairly;
- May, with the parties' written consent, appoint a different license holder associated with the broker to each party (owner and buyer) to communicate with, provide opinions and advice to, and carry out the instructions of each party to the transaction.
- Must not, unless specifically authorized in writing to do so by the party, disclose:
 - that the owner will accept a price less than the written asking price;
 - that the buyer/tenant will pay a price greater than the price submitted in a written offer; and
 - any confidential information or any other information that a party specifically instructs the broker in writing not to disclose, unless required to do so by law.

AS SUBAGENT: A license holder acts as a subagent when aiding a buyer in a transaction without an agreement to represent the buyer. A subagent can assist the buyer but does not represent the buyer and must place the interests of the owner first.

TO AVOID DISPUTES, ALL AGREEMENTS BETWEEN YOU AND A BROKER SHOULD BE IN WRITING AND CLEARLY ESTABLISH:

- The broker's duties and responsibilities to you, and your obligations under the representation agreement.
- Who will pay the broker for services provided to you, when payment will be made and how the payment will be calculated.

LICENSE HOLDER CONTACT INFORMATION: This notice is being provided for information purposes. It does not create an obligation for you to use the broker's services. Please acknowledge receipt of this notice below and retain a copy for your records.

Reliance Retail LLC OR Texas RS LLC dba "RESOLUT RE" Licensed Broker /Broker Firm Name or Primary Assumed Business Name	603091 OR 9003193 License No.	leads@resolutre.com Email	512-474-5557 Phone
David J. Simmonds OR Gavin Fite Designated Broker of Firm	459263 OR 438039 License No.	leads@resolutre.com Email	512-474-5557 Phone
David J. Simmonds OR Gavin Fite Licensed Supervisor of Sales Agent/Associate	459263 OR 438039 License No.	leads@resolutre.com Email	512-474-5557 Phone
David J. Simmonds Sales Agent/Associate's Name	459263 License No.	david@resolutre.com Email	512-474-5557 Phone

Buyer/Tenant/Seller/Landlord Initials _____ Date _____