

451/COMMERCE PARK

APOPKA, FL

New Class-A Industrial Park

550-650 MARSHALL LAKE ROAD

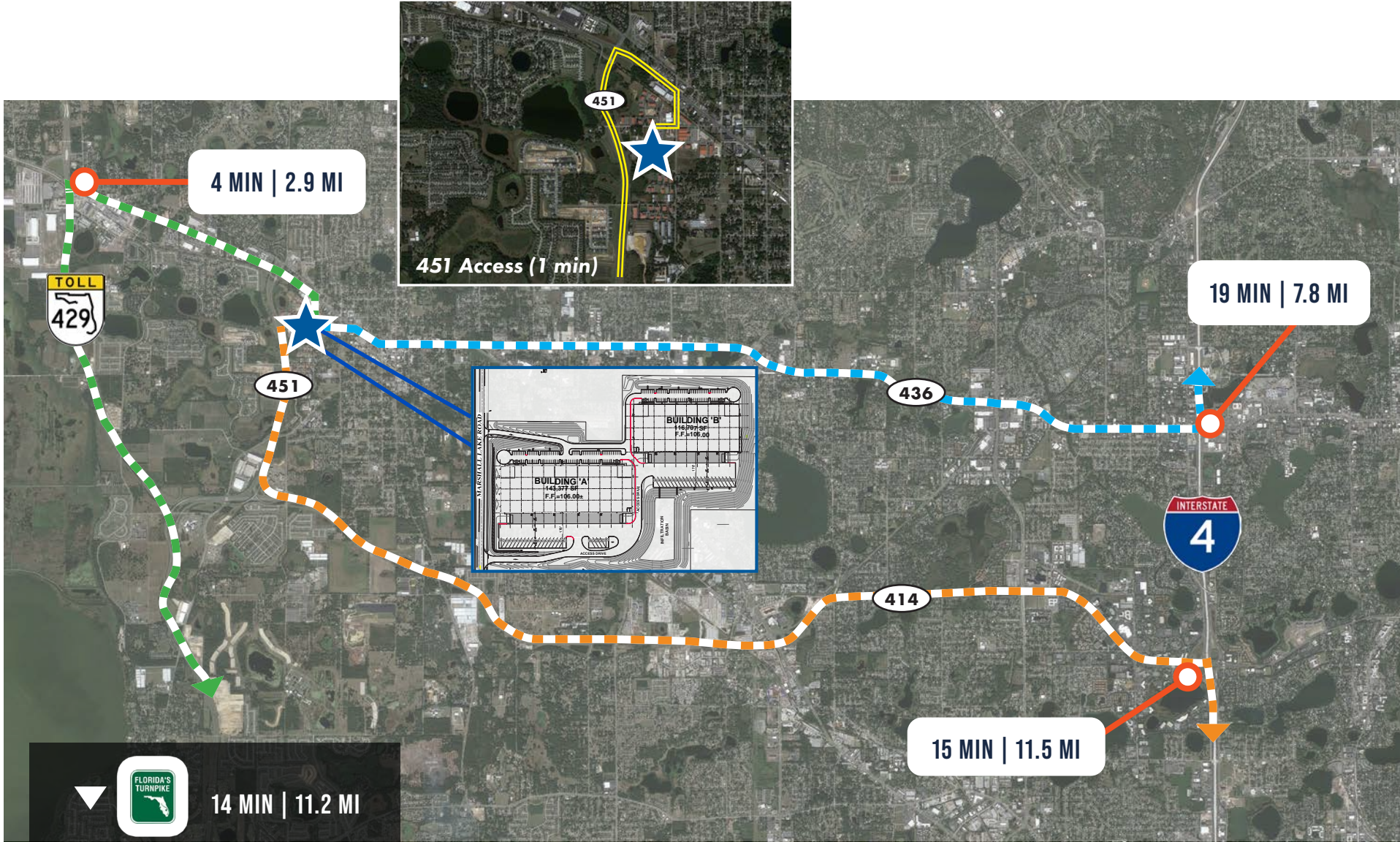
▶ UP TO 143,377 SF AVAILABLE FOR LEASE OR SALE

APOPKA, FL

451 COMMERCE PARK

±34,500 - 143,377 RSF AVAILABLE FOR LEASE

ACCESS POINTS



FOR MORE INFORMATION, PLEASE CONTACT:

JUSTIN RUBY, SIOR, CCIM | 407.540.7727

Justin.Ruby@foundrycommercial.com
Licensed Real Estate Broker

JOEY WOODMAN | 407.748.5888

Joey.Woodman@foundrycommercial.com
Licensed Real Estate Broker

TRAVIS HAMMOND | 407.401.1707

Travis.Hammond@foundrycommercial.com
Licensed Real Estate Broker



Although the information contained herein was provided by sources believed to be reliable, Foundry Commercial makes no representation, expressed or implied, as to its accuracy and said information is subject to errors, omissions or changes.

foundrycommercial.com

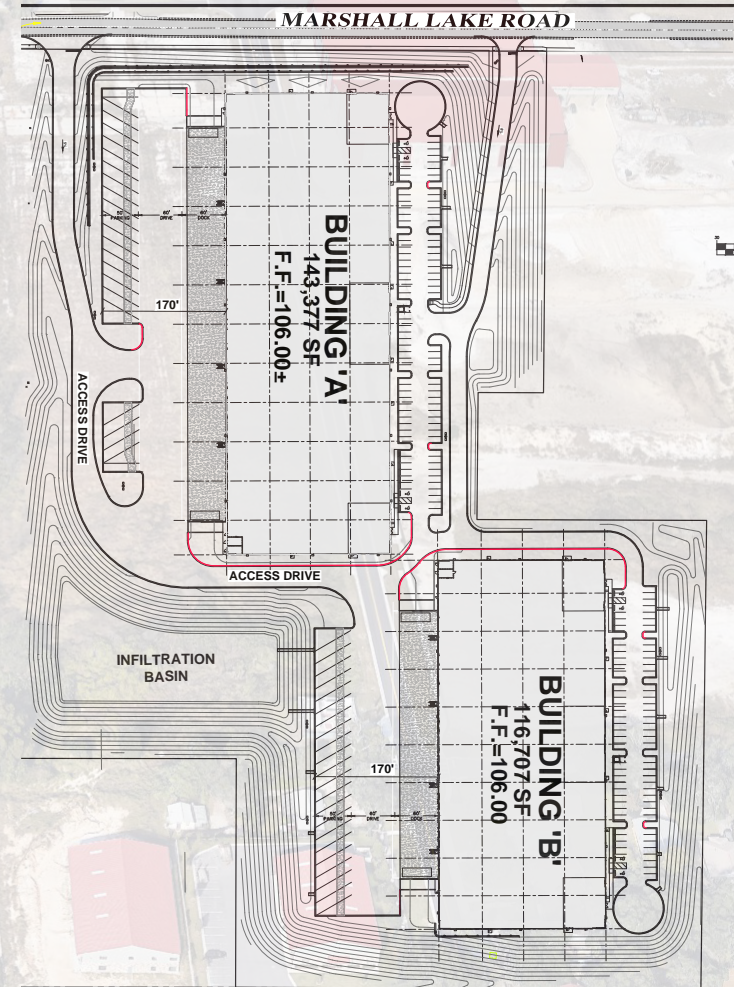
APOPKA, FL

451 COMMERCE PARK

±34,500 - 143,377 RSF AVAILABLE FOR LEASE

BUILDING SPECIFICATIONS

	BUILDING A	BUILDING B
TOTAL SF:	34,500 - 143,377 SF	34,500 - 116,707 SF
DELIVERY:	Q4 2023	Q4 2023
BUILDING TYPE:	REAR LOAD	REAR LOAD
CLEAR:	32'	32'
PARKING:	95	77
TRAILER PARKING:	19	21
CONSTRUCTION TYPE:	TILT-WALL CONCRETE	TILT-WALL CONCRETE
ROOF TYPE:	45 MIL TPO	45 MIL TPO
DOCK HIGH DOORS:	36	24
DRIVE IN DOORS	2	2
BUILDING DEPTH:	226' BUILDING DEPTH	230' BUILDING DEPTH
TRUCK COURT DEPTH:	170' TRUCK COURT	170' TRUCK COURT
COLUMN SPACING	55' X 54' W 60' SPEED BAY	56' X 52' W 60' SPEED BAY



FOR MORE INFORMATION, PLEASE CONTACT:

JUSTIN RUBY, SIOR, CCIM | 407.540.7727

Justin.Ruby@foundrycommercial.com
Licensed Real Estate Broker

JOEY WOODMAN | 407.748.5888

Joey.Woodman@foundrycommercial.com
Licensed Real Estate Broker

TRAVIS HAMMOND | 407.401.1707

Travis.Hammond@foundrycommercial.com
Licensed Real Estate Broker



Although the information contained herein was provided by sources believed to be reliable, Foundry Commercial makes no representation, expressed or implied, as to its accuracy and said information is subject to errors, omissions or changes.

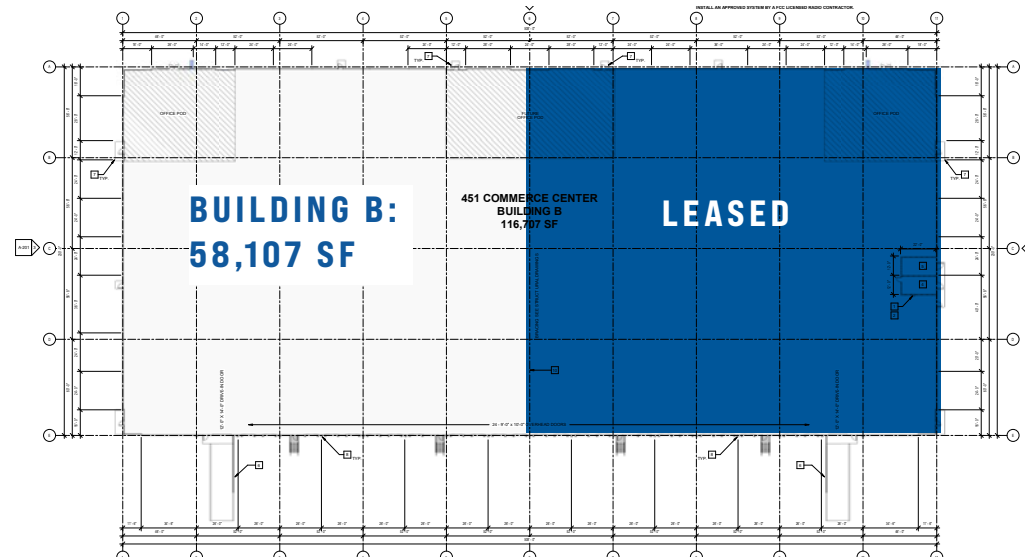
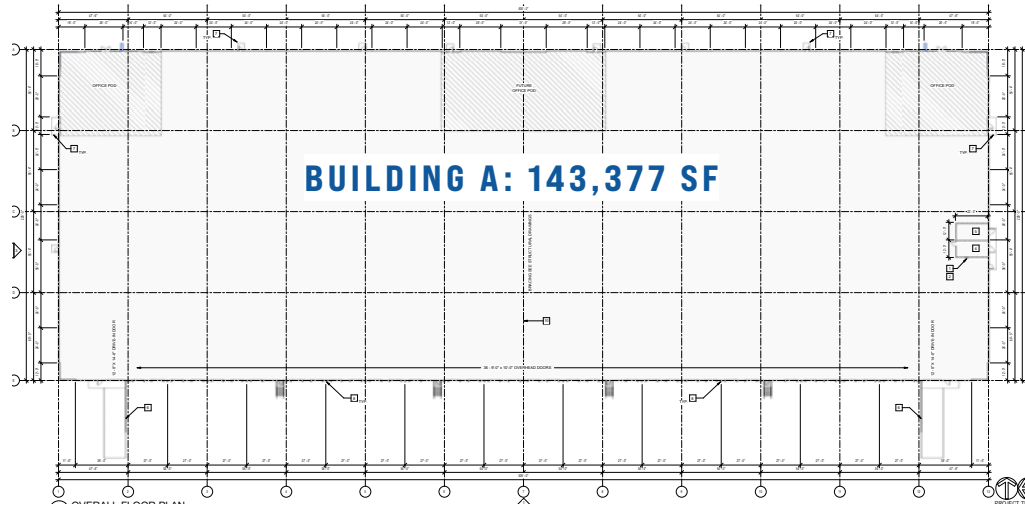
foundrycommercial.com

APOPKA, FL

451 COMMERCE PARK

PLANS

±34,500 - 143,377 RSF AVAILABLE FOR LEASE



FOR MORE INFORMATION, PLEASE CONTACT:

JUSTIN RUBY, SIOR, CCIM | 407.540.7727

Justin.Ruby@foundrycommercial.com
Licensed Real Estate Broker

JOEY WOODMAN | 407.748.5888

Joey.Woodman@foundrycommercial.com
Licensed Real Estate Broker

TRAVIS HAMMOND | 407.401.1707

Travis.Hammond@foundrycommercial.com
Licensed Real Estate Broker



Although the information contained herein was provided by sources believed to be reliable, Foundry Commercial makes no representation, expressed or implied, as to its accuracy and said information is subject to errors, omissions or changes.

foundrycommercial.com

APOPKA, FL

451 COMMERCE PARK

±34,500 - 143,377 RSF AVAILABLE FOR LEASE

PROGRESS PHOTOS



FOR MORE INFORMATION, PLEASE CONTACT:

JUSTIN RUBY, SIOR, CCIM | 407.540.7727

Justin.Ruby@foundrycommercial.com
Licensed Real Estate Broker

JOEY WOODMAN | 407.748.5888

Joey.Woodman@foundrycommercial.com
Licensed Real Estate Broker

TRAVIS HAMMOND | 407.401.1707

Travis.Hammond@foundrycommercial.com
Licensed Real Estate Broker



Although the information contained herein was provided by sources believed to be reliable, Foundry Commercial makes no representation, expressed or implied, as to its accuracy and said information is subject to errors, omissions or changes.

foundrycommercial.com