



 SEE A BRIGHTER WAY

For lease

Retail spaces for lease

200 Rafael Cordero Ave., Caguas, 00725

Plaza Centro I is a 283,454 SF strip center located in the Rafael Cordero Ave. at Caguas, PR. The mall include around 29 stores, including Burlington, Chuck E. Cheese, Me Salve, Novus, Always 99; restaurants like Chili's, KFC, Ponderosa, among others. The center was remodeled in 2017 and enjoys exceptional curb appeal. Also, the mall provides 1,040 parkings and 24/7 security. The property benefits from a great location and visibility. Adjacent to the property is Plaza Centro II, anchored by Sam's, PetSmart, J.C. Penney, Party City, Office Max and Costco. Walmart Super Center and several outparcels like Longhorn Steakhouse, Krispy Kreme and McDonald's) sit just south of the property.

Plaza Centro I

Location	18.248303, -66.018957
Available spaces	Kiosk 1,500 SF 10,800 SF~
Lease type	NNN
Available	Immediately
Parking spaces	1,040
Anchors tenants	Burlington, Chuck E. Cheese and Me Salve

Verónica Montalvo
Transaction Advisor

Lic. # C-20794
Puerto Rico
+1 787 600 5314
+1 787 777 5800
veronica.montalvo@jll.com

Andy Carlson
Market Lead | JLL PR

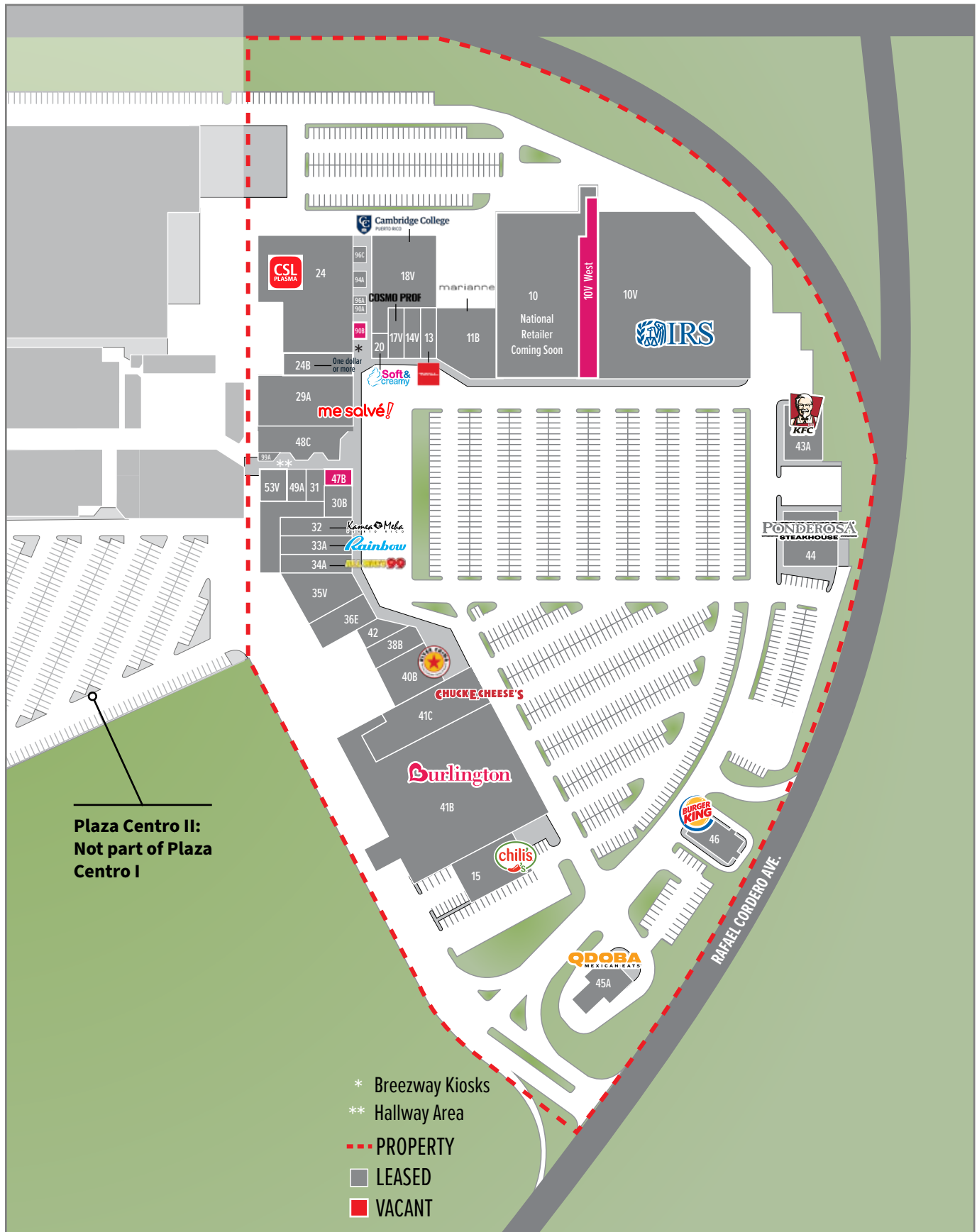
Lic. # C-17494
Puerto Rico
+1 727 403 2503
+1 787 777 5800
andy.carlson@am.jll.com

Exclusively listed by:

JLL Puerto Rico Realty & Co., S. En C.
License Number: E-297
+1 787 777 5800
27 González Giusti Street Suite 101,
Guaynabo PR 00968
www.us.jll.com/puerto-rico

Although information has been obtained from sources deemed reliable, JLL does not make any guarantees, warranties or representations, express or implied, as to the completeness or accuracy as to the information contained herein. Any projections, opinions, assumptions or estimates used are for example only. There may be differences between projected and actual results, and those differences may be material. JLL does not accept any liability for any loss or damage suffered by any party resulting from reliance on this information. If the recipient of this information has signed a confidentiality agreement with JLL regarding this matter, this information is subject to the terms of that agreement. ©2023. Jones Lang LaSalle IP, Inc. All rights reserved.

Site Plan



Available Spaces

Store #	Store Name	Size SF
48C	Almacenes Plaza Big and Tall	3,974
29A	Me Salve	14,000
24	CSL Plasma (Coming soon)	20,000
18V	Cambridge College	9,820
24B	One dollar or more	5,000
20	Soft & Creamy	928
17V	Cosmo Prof	2,625
14V	La Nueva Era	4,725
13	Novus	2,533
11B	Marianne	7,875
10V West	Available	10,800~
10 V	GSA - IRS	45,500
10	Under negotiation	26,862
43A	Kentucky Fried Chicken	3,610
44	Ponderosa	7,000
46	Burger King	3,200
45A	Qdoba (Under construction)	4,432
15	Chili's	6,000
41B	Burlington	41,317
41C	Chuck E. Cheese	12,273
40B	River China	6,599
38B	Island Finance	1,907
42	Clínica Mi Quiropráctica	2,110
36E	Double 5 Party Store	2,608
35V	AZ Salon	2,608
34A	All Ways 99	4,495
33A	Rainbow	5,600
32	Kamea Meha's	5,600
30B	Sola	3,120
47B	Available	1,500
53V	Under negotiation	1,660
49A	Bambi	1,600
31	Toda Moda	2,993
99A	Gallery Accesories	Kiosk
90A	Mi bella flor - Hair Salon	Kiosk
90B	Available	Kiosk
96A	Assenav Gold	Kiosk
94A	Cooked Kiss Cookies	Kiosk
96C	Ellos Cuts	Kiosk

Market Aerial



AERIAL LEGEND

- Plaza Centro II
- Plaza Centro I



Demographics

3 Mile



91,805
Population



33,848
Households



\$20,870
Purchasing Power



18,913,884
Est. Annual Visitor Traffic


















93,079
Traffic counts

Demographics taken within 3 miles
Source: ESRI, 2021

Geo-fencing

Key Performance Indicator

	Puerto Rico CMA	Plaza Centro Mall - Caguas, PR 00725	Index vs MSA
PinPoint Population	3,409,901	393,259	11
Estimated Visitor Traffic	N/A	6,932,712	N/A
Average Dwell Time	N/A	 40.9 mins	N/A
College Degree or Higher	 24.3%	 22.7%	93
Household Income \$100K+	 9.5%	 12.7%	133
Avg Household Income	\$30,263	\$46,526	153
Generation Z	 22.9%	 24.2%	105
Millennials	 24.2%	 26.6%	109
Generation X	 18.5%	 21.2%	114
Baby Boomers	 21.7%	 19.6%	90
Average Age	47.2	46.9	99.0
Racial / Ethnic Diversity	 99.3%	 95.2%	95

Demographic	Potential Visitors				Actual Visitors	
	3 mi	5 mi	10 mi	Puerto Rico CMA	Plaza Centro Mall - Caguas, PR 00725	Index vs. MSA
PinPoint Population	125,692	190,369	647,597	3,409,901	393,259	 11
Location Penetration	35.6%	33.7%	19.1%	N/A	32.0%	N/A
Age						
18-24	12.9%	13.0%	12.7%	13.0%	13.0%	 100
25-34	16.6%	16.7%	16.7%	17.3%	17.4%	 100
35-44	16.2%	16.3%	16.8%	16.1%	16.5%	 102
45-54	16.7%	16.7%	16.5%	15.8%	17.9%	 113
55-64	14.8%	15.2%	15.3%	15.1%	15.2%	 100
65 and Up	22.8%	22.2%	22.0%	22.6%	20.0%	 88
Average Age	47.4	47.2	47.3	47.2	46.9	 99
Household Income						
Less than \$50,000	72.5%	74.8%	74.2%	58.3%	65.8%	 112
\$50,000 - \$74,999	12.7%	12.2%	12.5%	23.3%	13.8%	 59
\$75,000 - \$99,999	7.1%	6.6%	6.1%	8.9%	7.7%	 86
\$100,000 - \$149,999	4.7%	4.0%	4.3%	6.0%	6.8%	 113
\$150,000 or more	3.0%	2.4%	3.0%	3.5%	5.9%	 168

Visitor Origin

A map of the top 75% of Block Groups (BGs) based on total visits to the selected location.

This is calculated by sorting all BGs high-to-low based on total visits. Those with a cumulative sum less than 75% of the total are shaded. Unique devices may make multiple visits.

A Block Group is the smallest geographical unit for which the U.S. Census Bureau publishes data. Typically, Block Groups have a population of 600 to 3,000 people.



Most Trips

This map shows the 75% Trade Area for the location with a gradient color scale to better identify geographies that have higher and lower visitation counts.

